

**THE FACTS ON THE LATEST EXOTIC PEST:**

**Brown Marmorated Stinkbug, *Halyomorpha halys* (Stål)**  
**(Heteroptera: Pentatomidae)**

**Detected in Lamoille Co, VT in 2010, Windsor and Bennington Co., VT in 2011!**

**Countries of Origin:** Japan, Korea, China.

**History:** Accidentally introduced in Pennsylvania in 2001.

**Current distribution:** Eastern states: Florida to Maine; Midwest: most states west to Illinois and Wisconsin; West coast: Washington, Oregon, California. Three have been found in VT as of Jan. 2012.

**Pest Status:** Severe in many Eastern states (esp. PA, MD, DE, VA & NJ), expected to spread widely.

**Hosts:** Over 300, including vegetables (beans, asparagus, pepper, tomato, sweet corn, peas), tree fruits (apple, pear, cherry, peach), small fruits (raspberry, currants, grapes), ornamental shrubs (serviceberry, viburnum, rose, butterfly bush), ornamental trees (crabapple, maple, redbud), field crops (soybean, corn).

**Damage:** Feeds on fruit and vegetables, causing blemishes and deformity; feeds on flowers and leaves of ornamentals causing cosmetic damage.

**Nuisance factor:** Enters homes in large numbers in the fall to shelter from the cold; and gives off a foul smell when disturbed.

**Identification:** Adults are around ½ inch long, and look like some native stinkbugs. Adults can be distinguished from other species by the two white bands on their antennae (see page two for other look alikes).

**Management:** Detect them early and destroy the eggs, pick them off by hand, chemical pesticides (though effectiveness may be low), insect-killing fungi (research underway at UVM).

**Detection:** If you see this pest, please kill them by freezing and send specimens in a crush-proof container to Margaret Skinner, UVM Entomology Research Lab, 661 Spear Str., Burlington, VT 05405-0105 or contact her at: 802-656-5440 email: [miskinner@uvm.edu](mailto:miskinner@uvm.edu)



Dead BMSB with fungal outgrowth after treatment.

**Life Stages of BMSB**



Adult

(note white bands on antennae).



Egg mass and immatures after hatch.




Nymphs.



A



B



C



D

Damage on apples (A): left-surface blemishes; right-internal damage), sweet corn (B), tomato (C) and pepper (D).

## Brown Marmorated Stinkbug Look-Alikes

There are several other insects that look similar to the brown marmorated stinkbug (BMSB). Many of the look-alikes enter homes in the fall in the same way the invasive stinkbugs do.

### Brown marmorated stink bug

*Halyomorpha halys*



**Key features:** Two white bands on the antennae; mottled grey or brownish body, hardened shield on its back, body the shape of a thumb nail.

### Rough stinkbug, *Brochymena* spp.



**Key features:** Brownish body, shape similar to BMSB but no white bands on antennae. Some are plant pests, others eat other insects.


### Brown stinkbug, *Euschistus servus*



**Key features:** Brown body, shape similar to BMSB but smaller and not as mottled; no white bands on antennae.

### Western conifer seed bug

*Leptoglossus occidentalis*



**Key features:** Swollen flat growths on hind legs; body longer and narrower body than the stink bug, white "h" mark on back wing pads; commonly enters homes in the fall and smells.


### Squash bug, *Anasa tristis*



**Key features:** Dark brownish color, narrow body compared with stink bugs; no swollen growths on hind legs. Common garden pest.

### Boxelder bug


*Boisea trivittatus*



**Key features:** Blackish body with red margins; commonly enters homes in the fall and smells.

### Green stinkbug

*Acrosternum hilare*



**Key features:** Green color, body shape similar to BMSB; no swollen growths on hind legs. Common garden pest.

Produced by Margaret Skinner & Bruce L. Parker  
Univ. of Vermont Entomology Research Laboratory

Funded by VT Extension System and the USDA Critical Issues: Emerging and New Plant and Animal Disease Program, #2010-37610-21845.

Photos by S. Gouli, UVM ; D. Shetlar, Ohio State Univ.; G. Bernon & D. Lance, USDA APHIS; and G. Brust, Univ. of MD; and several online sources.

Available at our website at: [www.uvm.edu/~entlab/](http://www.uvm.edu/~entlab/)