CLARINET INTONATION CHECK-SHEET

Instructions:

1. Properly warm up your instrument and then tune to A = 440.
2. Sustain a written note on your instrument 2 or 3 times in a row while a friend watches the tuner:
   a. If the average of the notes is in tune, or it displays as only a few cents sharp or flat, don't mark anything.
   b. If the average of the notes is flat (more than 5 cents), write the number of cents flat; ie. -12
   c. If the average of the notes is sharp (more than 5 cents), write the number of cents sharp; ie. +12
3. Repeat step #2 for every note within the range of your instrument.
4. When you have completed the Check Sheet, go back to the notes that were MOST out of tune and learn solutions to play them in tune by improving tone, firming or relaxing your embouchure, using alternate fingerings, etc. If you have difficulty getting any particular notes in tune, please read the chapter *Factors Affecting Pitch*. When you revisit your Intonation Check-Sheet, ALWAYS USE YOUR **EARS** FIRST BEFORE YOUR EYES!

Name: _____

Mouthpiece: _____

Reed: _____

Notes:



	E	F	F♯ G♭	G	G♯ A♭	A	A♯ B♭	B	C	C♯ D♭	D	D♯ E♭	E	F
Number of cents flat (-) or sharp (+):	- +	- +	- +	- +	- +	- +	- +	- +	- +	- +	- +	- +	- +	- +
Solutions:														



	F♯ G♭	G	G♯ A♭	A	A♯ B♭	B	C	C♯ D♭	D	D♯ E♭	E	F	F♯ G♭	G
Number of cents flat (-) or sharp (+):	- +	- +	- +	- +	- +	- +	- +	- +	- +	- +	- +	- +	- +	- +
Solutions:														



	G♯ A♭	A	A♯ B♭	B	C	C♯ D♭	D	D♯ E♭	E	F	F♯ G♭	G	G♯ A♭	A
Number of cents flat (-) or sharp (+):	- +	- +	- +	- +	- +	- +	- +	- +	- +	- +	- +	- +	- +	- +
Solutions:														