

MU 109 (Feurzeig) Assignment 9: Seventh Chords I (2 pages)

Name _____

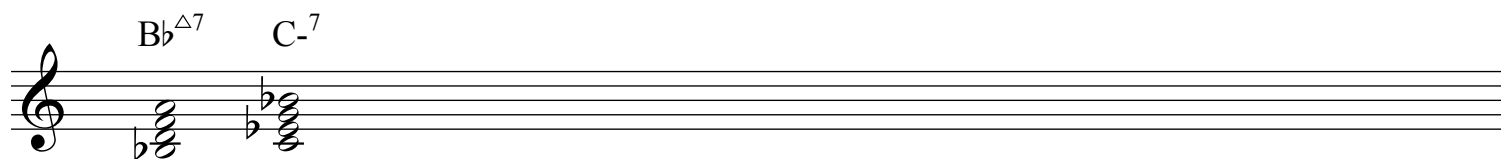
Note: when writing roman numerals, write “MA” for MM⁷ chords and their inversions, like so: IV^{MA7}
Not everyone does this, but it is useful to call attention to the MM⁷ chord quality, which is less common than Mm⁷.


Write out the requested scale in whole notes (ascending). Use individual accidentals, **not** a key signature.

Above each note, write the seventh chord built on that note, again using accidentals as needed.


In minor keys, use the natural form of the scale for all chords **except** for V7 and viio7 (both use the raised leading tone).

Then write the appropriate pop symbol above the staff, the chord quality immediately below the staff, and the roman numeral below that (see example).



MM7 mm7
Bb: I ^{MA7} ii ⁷




Fm:



Bm:



E:



Dm:

For each chord, provide pop chord symbol, roman numeral, and quality, as in the example.

Em7

D: ii⁷ mm7 Cm:

Bm: Db:

Write a chord that corresponds to the roman numeral, **and** provide a pop symbol above the staff.

Gm: iiø7 V7 iv7 viio7 A: V7 IMA7 ii7 viio7

Em: i7 VII7 viio7 V7 Eb: ii7 V7 iii7 IVMA7

Fm: iiø7 VI MA7 V7 viio7 C#m: VII7 V7 viio7 iiø7

Spell the following chords, using accidentals as necessary.

F#m7b5 C#7 Eb-7 Do7 DbΔ 7

G: viio7 Gm: viio7 Bm: iiø7 Ab: ii7