




60 585 — 60 587. 1 : 5 — 1 : 12.



60 596 — 60 598. 1 : 8 — 1 : 20.



60 606. 1 : 5.



60 607. 1 : 6.

Leyden Jar Battery, Figure, consisting of 4 jars (Gan-Man., Fig. 654; Gan-Rein., Fig. 771, without the electrometer illustrated in the book). £ s. d.

List No.	60,585	60,586	60,587
	16	26	40 cm high
£	1. 12. 0	2. 8. 0	3. 10. 0

Leyden Jar Battery of 6 jars.

List No.	60,588	60,589	60,590
	16	26	40 cm high
£	2. 8. 0	3. 12. 0	4. 10. 0

Leyden Jar Battery of 9 jars.

List No.	60,591	60,592	60,593
	16	26	40 cm high
£	3. 4. 0	4. 16. 0	6. 0. 0

60,594. Cascade Battery with 4 Leyden jars in series, 16 cm high (M. P. 10th edn., IV, 1, Fig. 205; 9th edn., III, Fig. 214; Gan-Rein., Fig. 773) 2. 10. 0

60,595. — idem, with 6 jars 3. 10. 0

Cascade Battery with Mach Commutating Device for putting the Leyden jars in parallel also, Figure (M. P. 10th edn., IV, 1, Fig. 208; 9th edn., III, Fig. 215), with 3 jars.

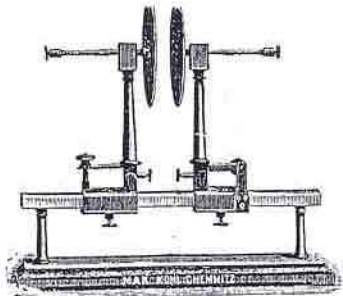
List No.	60,596	60,597	60,598
	16	26	40 cm high
£	4. 0. 0	6. 10. 0	9. 0. 0

— idem, with 6 jars.


List No.	60,599	60,600	60,601
	16	26	40 cm high
£	6. 0. 0	10. 0. 0	13. 10. 0




60 608. 1 : 5.



60 611. 1 : 8.



60 612. 1 : 7.



60 613. 1 : 0.

Cascade Battery with commutating device, with 9 jars.

List No.	60,602	60,603	60,604
	16	26	40 cm high
£	8. 0. 0	13. 0. 0	17. 10. 0

£ s. d.

60,605. Lane's Measuring Jar, with 1 jar, on iron base (M. P. 10 th edn., IV, 1, Fig. 209; 9 th edn., III, Fig. 199)	1. 0. 0
60,606. — idem, with micrometer adjustment, Figure	1. 14. 0
60,607. — idem, with 2 jars, Figure (W. D. Fig. 469 [444]), can also be used for the Knochenhauer-v. Oettingen Experiment for showing the oscillating discharge	1. 4. 0
60,608. Condenser (Weinhold's), Figure (W. D. Fig. 459 [434]), for accumulation experiments. Diameter of metal plates: 21 cm, on glass pillar and base, with elder pith pendulums and a copper- and zinc-strip for galvanic electricity	1. 10. 0
60,609. — idem, as modified by Prof. Motz, with 1 ball underneath and 2 balls above	1. 10. 0
Condensers, as suggested by Bruno Kolbe: see No. 60,319 on p. 812 (£ 1. 8. 0) and No. 60,326 on p. 813 (£ 2. 5. 0).	
60,611. Condenser, as suggested by Kohlrausch, Figure (M. P. 10 th edn., IV, 1, Fig. 185; 9 th edn., III, Fig. 198), with round plates of 160 mm universally adjustable and prismatic guide	4. 0. 0
60,612. — idem, Figure, with Micrometer Adjustment for the plate distance	5. 0. 0