
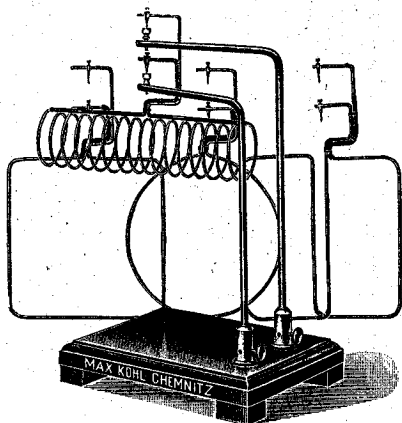


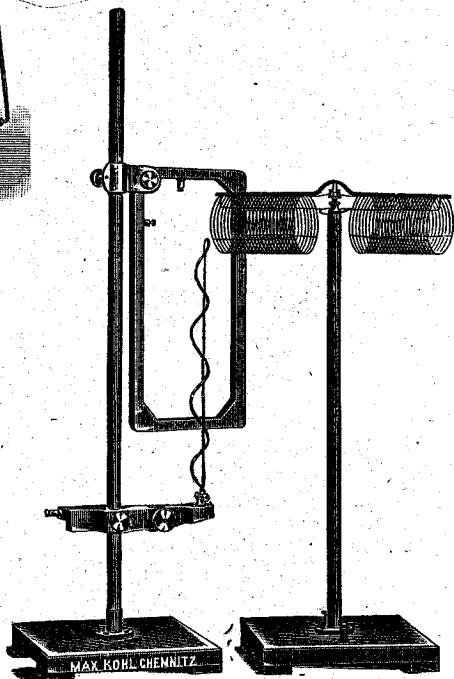
62 383. 1 : 6.



62 382. 1 : 8.



62 387. 1 : 5.



62 386. 1 : 10.

Max Kohl A. G. Chemnitz, Germany.

62,382. Demonstration Apparatus for the Magnetic Field of a horse-shoe Electromagnet, after Götze, Figure £ s. d. 1. 10. 0

62,383. Ampere's Stand, Figure, reliable pattern, with separate stands; main stand on metal tripod with levelling screws, rotary and fixed in position by screw; wire figures of aluminium with silver points. The following appertain to above: 1 solenoid (W. D. Fig. 536 [509]), 1 simple rectangle (W. D. Fig. 532 [505]), 1 double (astatic) rectangle (W. D. Fig. 534 [507]), 1 wire stirrup with wire coil (W. D. Fig. 535 [508]), 1 boxwood bowl with 2 concentric rings, 1 boxwood bowl with partition wall. Also adapted for experiments as suggested in Gan.-Man. Figs. 739, 740, 746, 751; Gan.-Rein. Figs. 891, 893, 877 4. 4. 0

This pattern enables the experiments to succeed with ease. The primary condition is that absolutely pure and dry mercury should be employed. This we supply if desired at a charge of £ 0. 8. 0 per kilo. A current density of 15—20 amps. is necessary. Precise instructions for use are given in.

62,367. Wire Coil for Ampere's Stand (W. D. Fig. 537 [510]), Figure on p. 962 0. 8. 0