
Graduate College

Graduate Faculty Meeting 4-4-18

Presented by:
Cindy Forehand
Dean of the Graduate College
University of Vermont Graduate College

Agenda

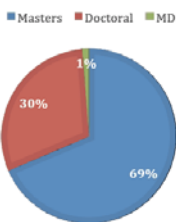
- Welcome
- Approval of the November 30, 2018 Fall Faculty Meeting Minutes
- Dean's Report – Cindy Forehand
- Admissions Report - Kimberly Hess
- Graduate Executive Committee Actions – Cindy Forehand
- New Business

Dean's Report

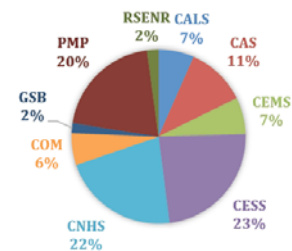
- Rankings and GRE
- Housing
 - I20 – Spinner Place
 - Possible 3rd party developers – grad or grad/med specific
- Student support
 - Writing Center
 - CTL
 - New GTA Training August 21

WHO VISITS THE GRADUATE WRITING CENTER: DEGREE SOUGHT

295 appointments were with masters students.
 130 appointments were with doctoral students.
 5 appointments were with medical students at work on residency statements.

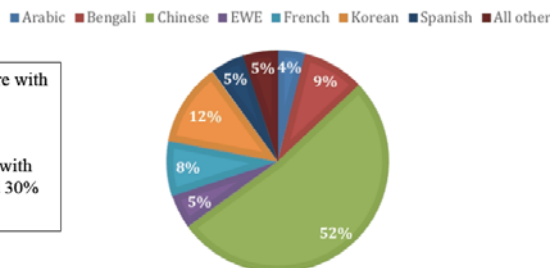


WHO VISITS THE GRADUATE WRITING CENTER: COLLEGE



WHO VISITS: L2 WRITERS APPOINTMENTS BY HOME LANGUAGE

31% of appointments were with L2 writers (students who identify English a second language). Of these appointments, 70% were with matriculated students and 30% with PMP students.



Dean's Report

•FY '19 GTA/GRA Stipend Levels

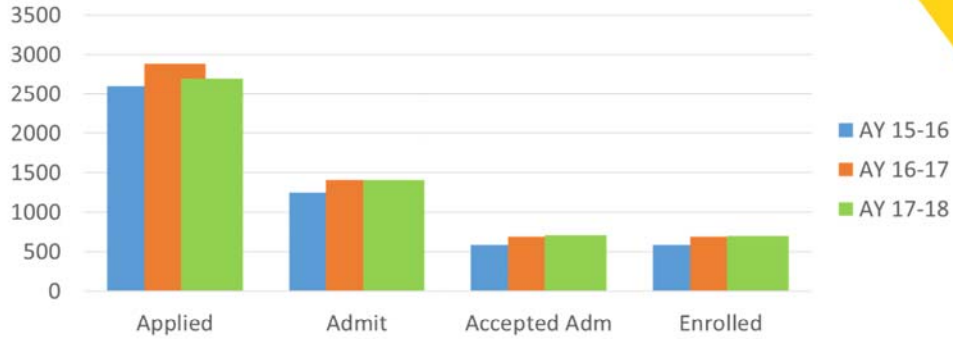
School/College/Program	FY '19 Master's Stipend		FY '19 Doctoral Stipend	
	9-month	12-month	9-month	12-month
UVM Minimum	\$16,125	\$21,500	\$19,950	\$26,600
CAS	\$16,125	\$21,500	\$19,950	\$26,600
CESS	\$16,125	\$21,500	\$19,950	\$26,600
CEMS	\$18,000	\$24,000	\$20,025	\$26,700
CNHS	\$16,125	\$21,500	\$19,950	\$26,600
GSB	\$16,125	\$21,500	NA	NA
CALS	\$17,625	\$23,500	\$20,250	\$27,000
RSENR	\$19,500	\$26,000	\$20,250	\$27,000
GRAD: BIOE, CMB, NGP	NA	NA	NA	\$28,500
GRAD: FS	\$17,625	\$23,500	\$20,250	\$27,000
GRAD: MATS	\$16,125	\$21,500	\$19,950	\$26,600

Graduate College

Admissions & Enrollment Management Update Spring 2018

Presented by
Kimberly L. Hess, M.S.
Director of Graduate Admissions & Enrollment Management
University of Vermont Graduate College

Applied, Admits & Newly Enrolled AY Comparison

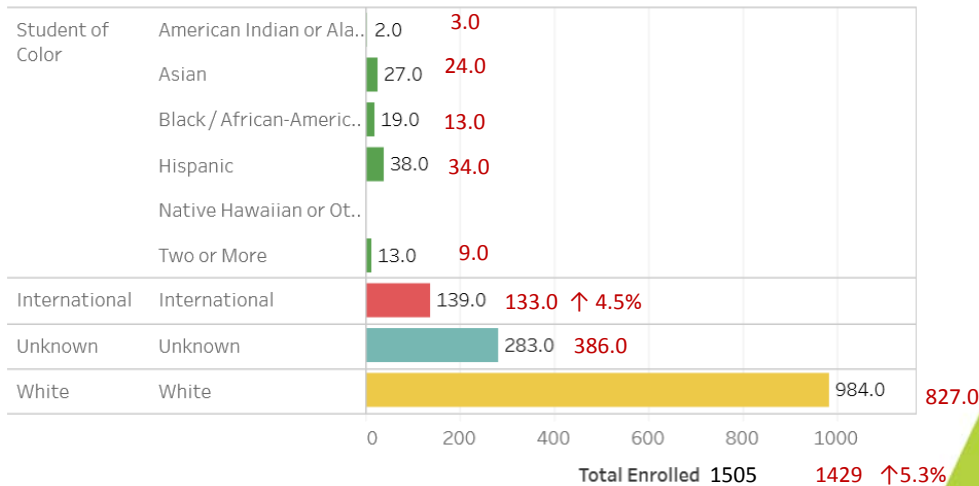


	AY 15-16	AY 16-17	AY 17-18
Applied	2596	2881	2693
% change from previous year		11%	-7%
Admit	1250	1406	1408
% change from previous year		12%	0%
Accepted Adm	581	690	706
% change from previous year		19%	2%
Enrolled	590	687	697
% change from previous year		16%	1%

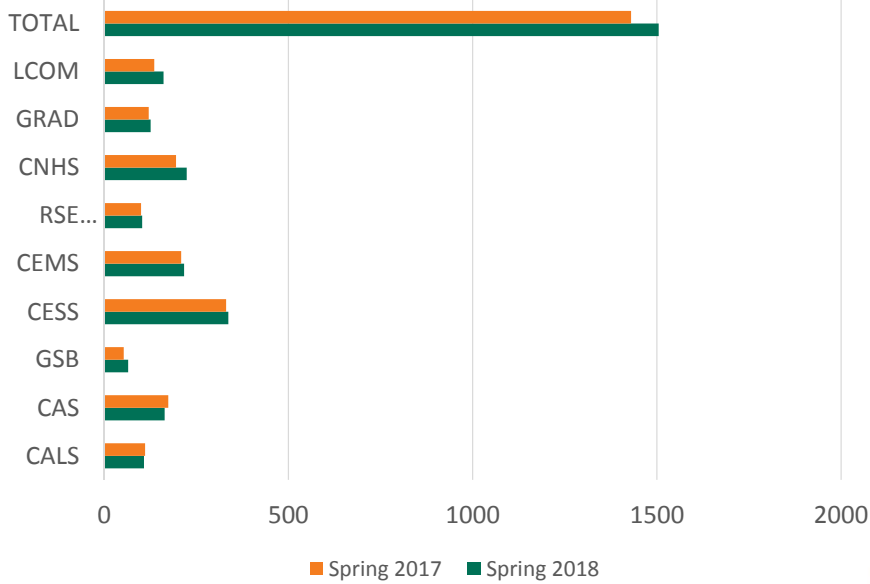
Spring 2018 Total Enrollment

Enrollment by Race/Ethnicity:

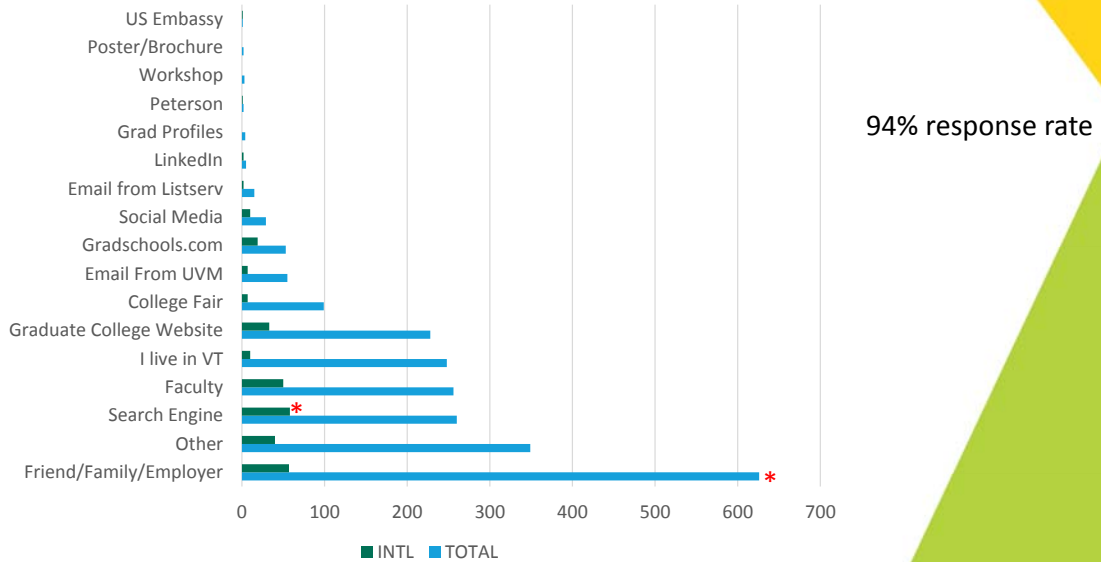
Degree Level = Graduate/College = All/Student Type = All/Sex = All/Time = All



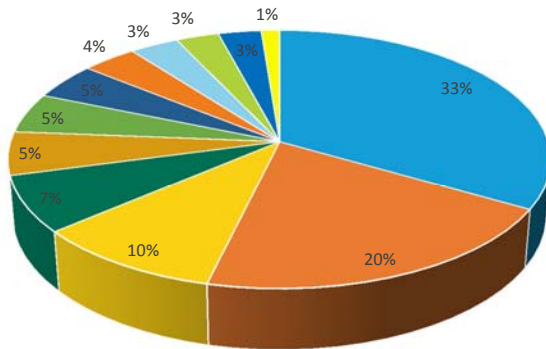
Spring 2017-8 Total Enrollment Comparison by College



How Applicants Hear About UVM



What is Included in "Other"



- Organization Websites
 - Previously Attended
 - Google
 - Grew up/lives here
 - Publications/Research
 - Alumni
 - Specified Faculty Member
 - IRT
 - Family/Friends
 - Advisor
 - Employed at UVM
 - book
- Org Websites
- AAMC
 - AMS
 - APA
 - ASHA
 - CACREP
 - CAS System
 - NASPA

Housekeeping

- TOEFL in Banner
- Decisions to be made in Admit
 - Close/archive 2017-18 Application
- Admit Conditional 2017 forward
- Program Contact Information
 - Chair/Coordinator changes
 - Employee departures/additions



Graduate Executive Committee Actions

6 meetings subsequent to last Graduate Faculty meeting

Reviewed

82 new course proposals

8 new or significant change course proposals

84 minimal change, deactivation delete course proposals

11 graduate faculty applicants

Graduate Executive Committee Actions

Approved

PhD in Physics

Master of Science in Athletic Training

Certificate of Graduate Study in Sustainable Enterprise

Change in Doctor of Physical Therapy Curriculum

Change in MS in School Counseling Curriculum

Reviews in Progress

Name Change: CGS in Complex Systems to CGS in Complex Systems
and Data Science

MA In TESOL and Applied Linguistics

New Business

