



Welcome to UVM!

We're glad you're joining this
community of teacher-scholars.



**Welcoming Students and Finding Your Colleagues:
Starting the Semester with Connection**

Presented by:

Daisy Benson, UVM Libraries (she/her)

Susanmarie Harrington, Writing in the Disciplines & Center for
Teaching & Learning (she/her)

Susan Munkres, Office of Community Engaged Learning (she/her)



Today's session

- An inclusive first day of class
 - Icebreakers
 - Welcoming syllabus
 - Connection tools
- Introduction to campus resources for teaching

We hope you'll
leave with:

- A few immediately useful tips
- Awareness of resources for your teaching
- The beginning of your own network of colleagues



Small Steps for Inclusive Teaching: Icebreakers

Why? Setting a welcoming tone, introducing students to each other, and humanizing oneself as faculty helps create a sense of belonging.

Ice breakers are low-prep activities you can use throughout the semester. In the first week, they can:

- Be serious or funny
- Introduce you and/or students
- Uncover connections and points of distinctiveness in the class
- Introduce course questions
- Help review your syllabus

What are your favorites? <https://go.uvm.edu/2023-icebreakers>



Small Steps Inclusive Teaching: Welcoming Syllabus

Why? The syllabus has documented effects on students' perception of belonging and engagement.

1. Reword introductory sections to focus on what students will learn, rather than the content itself.
2. Emphasize the relevance of the topic, perhaps with a section titled "why take this course?" or "why should you care about X?"
3. Humanize yourself in some way that feels appropriate to you, including your pronouns and how you would like to be addressed, and perhaps also an interest or point of connection
4. Warm up the tone: use a first-person voice, avoid academic jargon, and replace command verbs such as students "must" and "should" with "can" or "may"
5. Signal that equity matters with an equity/diversity statement or with expectations for class discussion.
6. Share supports + resources for students to communicate attention + care



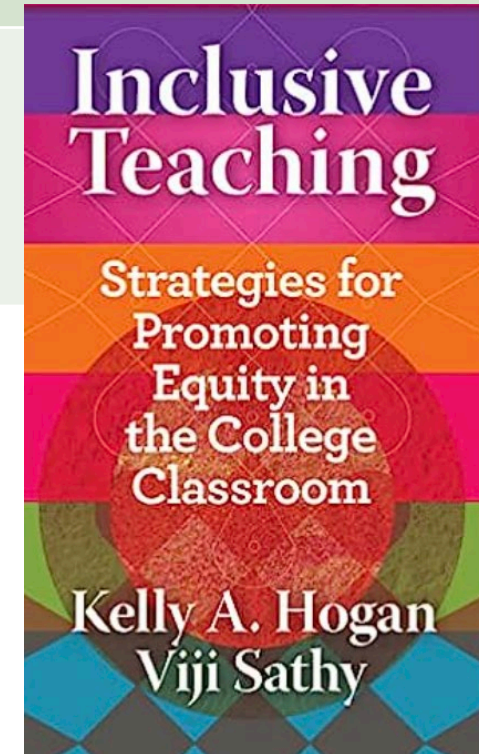

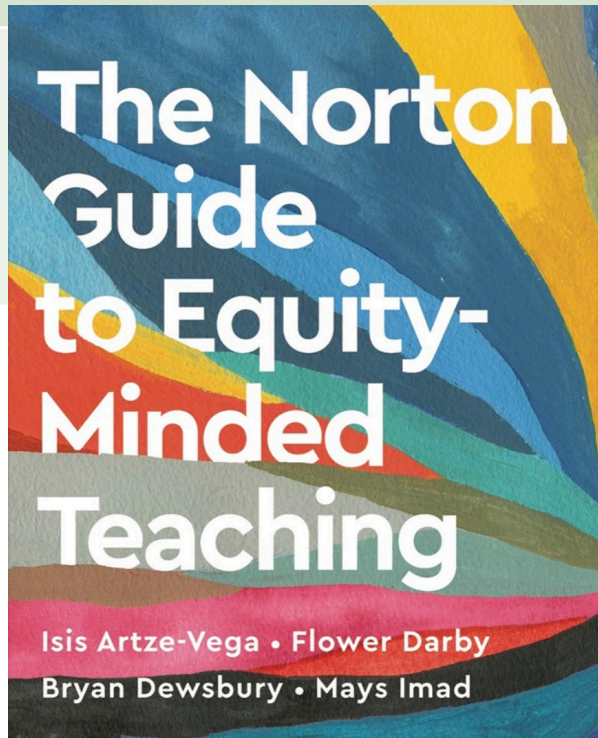
Small Steps Inclusive Teaching: Connecting Early

Why? Showing that you care about students' success and learning increases engagement and sense of belonging, which lead to more equitable outcomes.

1. Learn more about your students individually and collectively:
 - Learn their names
 - Model sharing + using preferred pronouns
 - Acknowledge students' accommodations
2. Use quick assignments like the ["Who's in Class" Form](#), minute papers in class, or an extended introduction to learn more about their relevant interests, experience with the topic, and/or worries or hopes for the course.
3. Consider sharing your own connection to the material or similar information to what you have asked of students
4. Help students learn each others' names and build relationships to support collaboration and cohesion.

RESOURCES

This presentation draws on both of these recently published books. The Norton Guide is available digitally for free; Hogan + Sathy are offering a teaching workshop on September 22.



Hogan & Sathy Sept 22 Workshop Info: <https://go.uvm.edu/inclusiveteaching>



Center for Teaching and Learning

- We support all faculty on instructional technology, pedagogy, active learning, Universal Design for Learning, inclusive pedagogy and more...
- Join us for workshops or personalized consultations!
 - Email ctl@uvm.edu
 - See the CTL/WID events calendar (www.uvm.edu/ctl/events)

Connect with us at the resource fair on Tuesday!



UVM Libraries

- We can help you plan assignments; visit your class to work with your students; and more.
- Contact us to schedule workshops or research consultations!
 - Find your subject librarian (library.uvm.edu/about/staff/specialist)
 - No librarian for your subject? Contact Daisy Benson about teaching issues

Connect with us at the resource fair on Tuesday!



Office of Community-Engaged Learning (CELO)

- Specialized office supporting faculty who include civic and/or community-based learning in their courses
- You are welcome to connect at any point.
 - Sign up for CELO's newsletter (celo@uvm.edu), and check out our upcoming workshops + events (www.uvm.edu/celo)
 - Reach out to CELO Director to have a conversation/ consult
 - (susan.munkres@uvm.edu)

Connect with us at the resource fair on Tuesday!



Writing in the Disciplines

- Specialized office supporting
 - faculty integrating writing in any course, formally or informally, as well as faculty writing
 - faculty writing
- Join us for workshops, writing groups, or personalized consultations!
 - Email wid@uvm.edu
 - See the CTL/WID events calendar (www.uvm.edu/ctl/events)

Connect with us at the resource fair on Tuesday!



We're here for you!

- Connect with us at the resource fair on Tuesday!
- Join us for workshops or personalized consultations!
 - Email ctl@uvm.edu or wid@uvm.edu or celo@uvm.edu
 - See the CTL/WID events calendar (www.uvm.edu/ctl/events) and CELO's upcoming events (www.uvm.edu/celo)
 - Find your subject librarian (library.uvm.edu/about/staff/specialist)