



Sanitization and Cleaning Resources for Your Business

Vern Grubinger, Hans Estrin, Chris Callahan, Andy Chamberlin
(UVM Extension)

Billy Mitchel (Working Farms Fund)

Robert Hadad, Lori Blair Koenick (Cornell Cooperative
Extension of Western NY)

Phillip Tocco, (Michigan State University Extension)

GO.UVM.EDU/SCRUB

Unique Approaches to Education Materials

NECAFS 2023



Cornell Cooperative Extension
Cornell Vegetable Program

Grant number 2020-70020-33003 from the USDA National Institute of Food and Agriculture. It is offered without regard to race, color, religion, sex, sexual orientation, gender identity, national origin, disability, protected veteran status, or any other category legally protected by federal or state law.

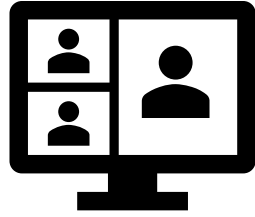
Barriers

- Scattered resources
- Gaps & questions still to answer
- Digestible ways of communicating and sharing knowledge


Technical Assistance

Typically in 3 formats:

All multi-state



Twilight Highlights
(Workshops)
& Peer Learning in
Small Groups



One-on-One,
In-person &
Virtual




Active Listening
to Inform New
Resource needs




Resources

Typically in 3
formats:

Print
Web
Social



Print
PDF



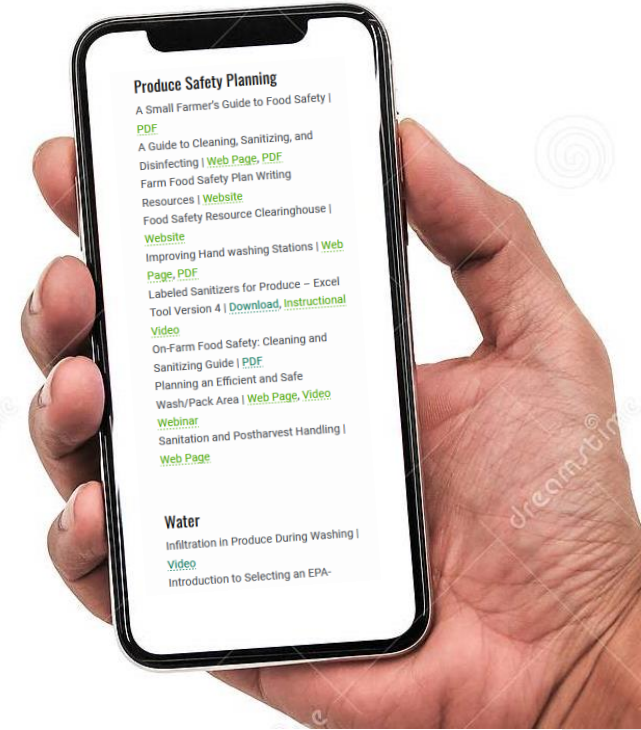
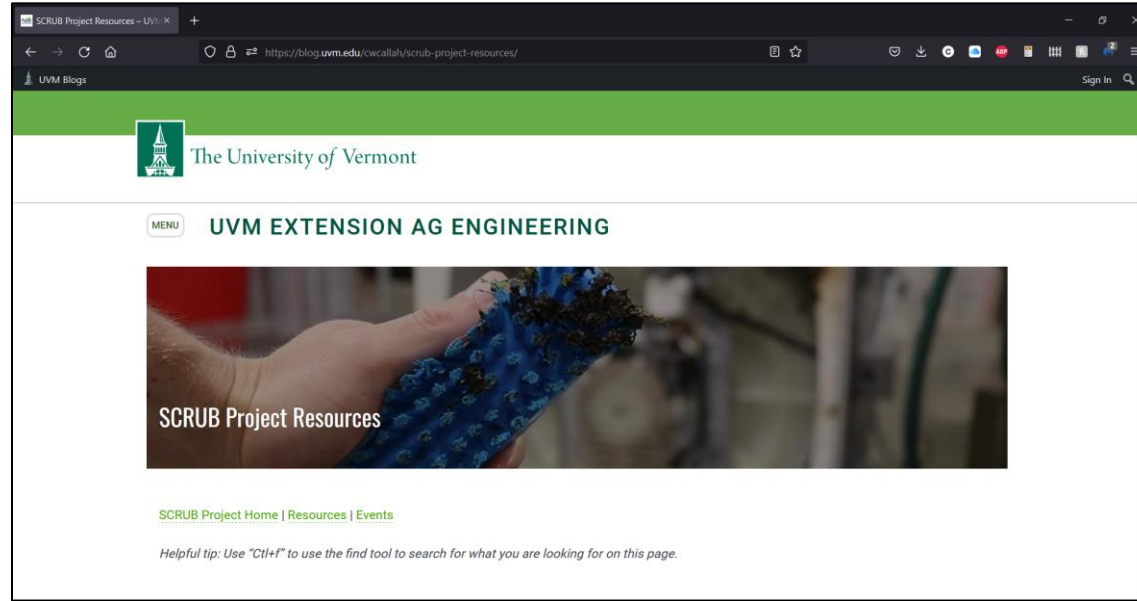
Responsive Web
Blog Post



Video, Audio &
Social

Existing Resources have been reviewed and curated

93 reviewed
34 shared
(38%)



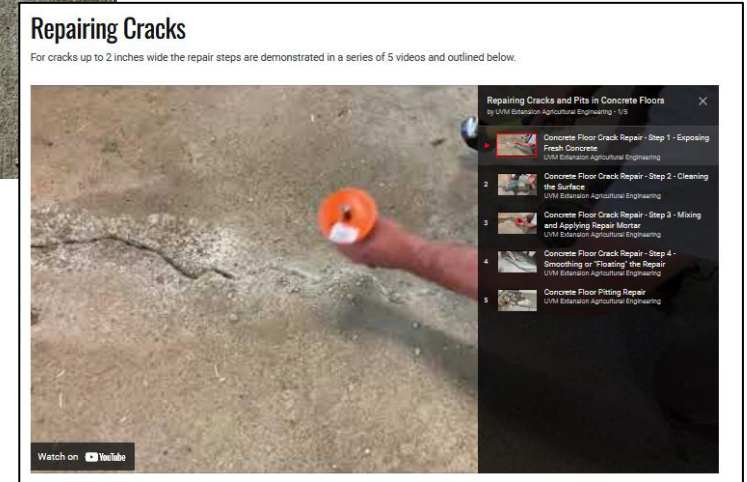
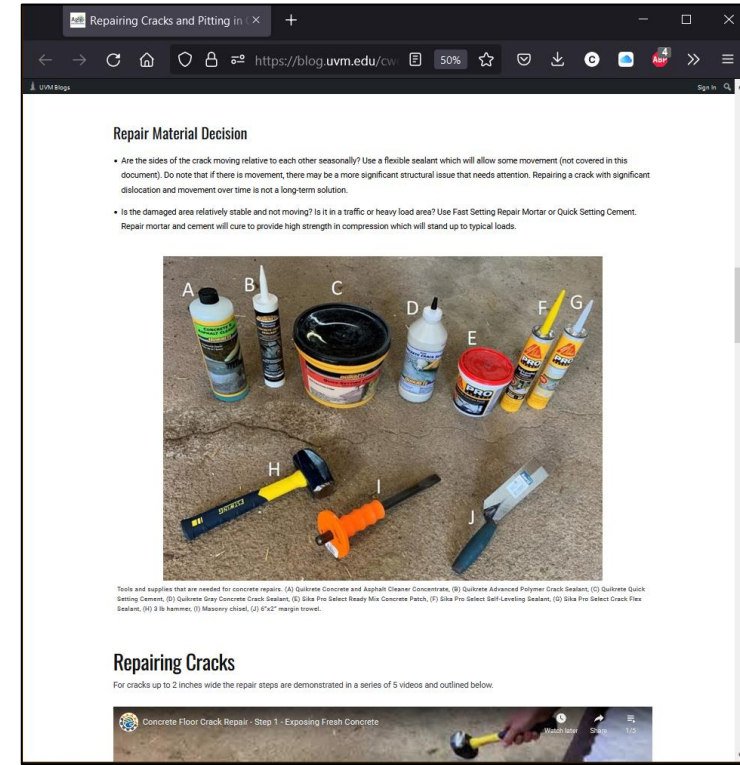
Both Curated & Inhouse Resources

- Produce Safety Planning
- Water
- Hygienic and Sanitary Design
- Standard Operating Procedures
- Training
- Culture and Case Studies



Example: Concrete Floor Repair

- Started with a Farm Visit
- Grower noted a need
- Worked together to “learn by doing.”
- Documented and shared



Example: Cleaning Tools

- Born out of Hygienic Design work
- How cleanable are your cleaning tools?
- What options are out there?
- How do they work?
- Let's try them out... together

A screenshot of a web browser displaying a blog post titled "Color Coding" from "Cleaning Tools & Supplies for Produce Farms". The browser address bar shows "https://blog.uvm.edu/cwc/". The article lists color-coding suggestions for cleaning tools.

Color Coding

The 5 core colors commonly available for cleaning tools are: red, green, yellow and blue. Select tools are available in additional colors.

- White – Product Contact (Food hoe & shovels)
- Yellow – Packshed, non-product contact areas (floors)
- Blue – Coolers
- Green – Washline Equipment (Rinse conveyor, brush washer, tanks & tubs)
- Black – Drains
- Grey – Trash
- Red – Bathrooms
- Orange – Animal area
- Purple – Kitchen/Break area
- Pink, orange, purple, lime – Free choice!

Colors can be assigned to for different purposes a here are a few suggestions.

Floor squeegee – You do get what you pay for in floor squeegees. Fancier ones are easier to keep clean, and have a softer rubber edge making better contact with the floor. That being said, a basic and cheap squeegee may be just the tool you need to help rid of water especially if you're not pushing the puddles off your concrete currently.








ONE-PIECE (REPLACEABLE) DOUBLE-EDGED (REPLACEABLE) FOAM (REPLACEABLE)

Single piece molded rubber squeegee (Left), Double edge for better contact with replaceable cartridge (Center), Replaceable foam squeegee for tile floors (Right)



Scrub Shorts: Cleaning Tools For Produce Farms

Each <60 sec



POST HARVEST CASE STUDIES

13 Farms - 3 formats: Blog Post, PDF, Video
(starting to use 360° photo tour)

