



# 2019 - Monthly Metrics

## February 03, 2020

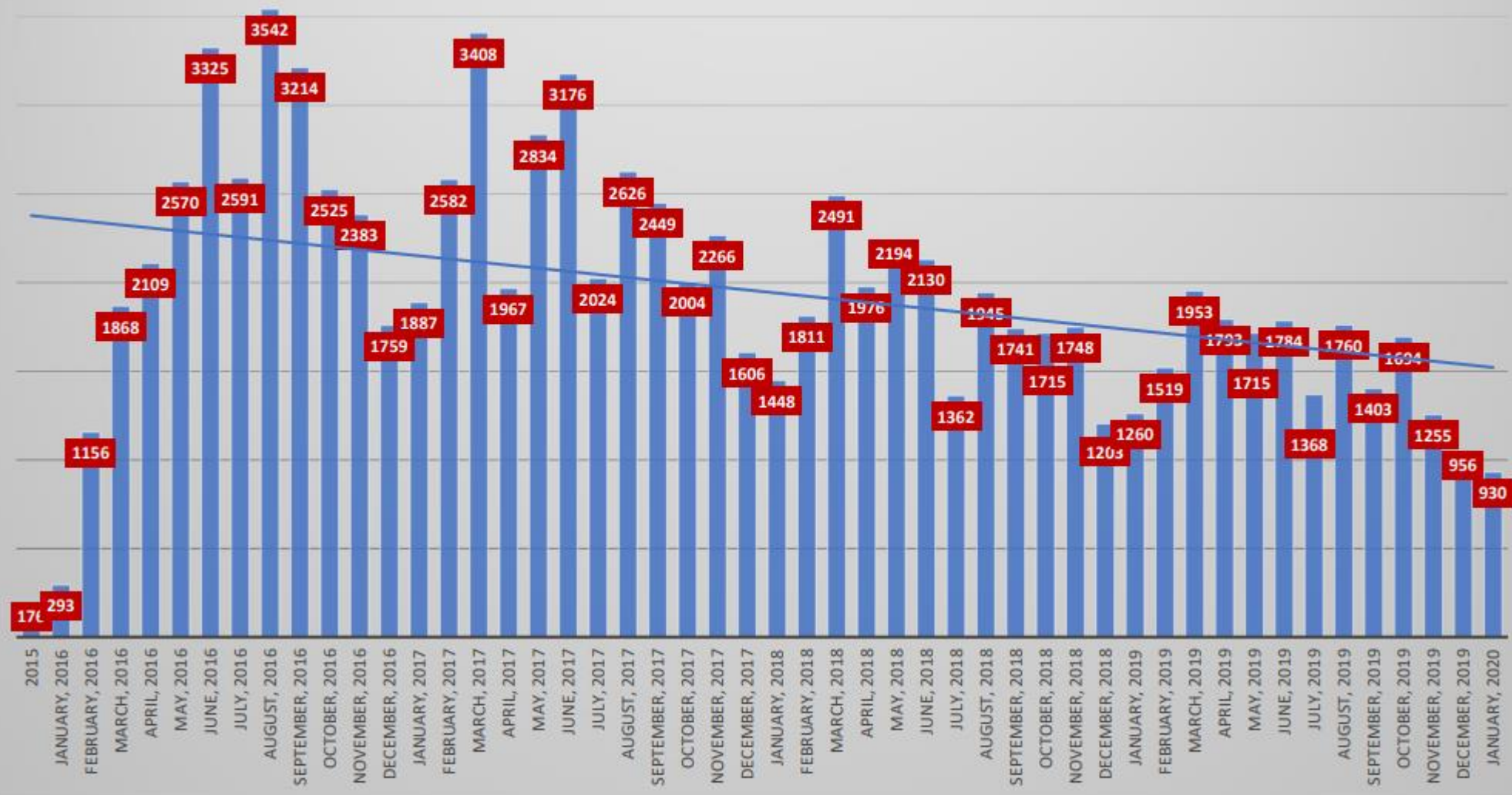
| Cumulative Human Food Data              |               |        |
|---|---------------|--------|
| Human Food                              |               |        |
| Certificates issued to date             | <b>Total</b>  | 97,780 |
|   | Domestic      | 58,364 |
|   | International | 39,416 |
| Lead Instructor certificates to date    | <b>Total</b>  | 2,087  |
|   | Domestic      | 1,223  |
|   | International | 864    |
|   |               |        |
| Total Participant Courses Registered    | <b>Total</b>  | 9,161  |
|   | Domestic      | 4,927  |
|   | International | 4,234  |
| Upcoming Registered Participant Courses | <b>Total</b>  | 304    |
|   | Domestic      | 179    |
|   | International | 125    |
| Participant Courses completed           | <b>Total</b>  | 7,625  |
|   | Domestic      | 4,222  |
|   | International | 3,403  |
| Average Class Size                      | <b>Total</b>  | 13     |
|   | Domestic      | 14     |
|   | International | 12     |
|   |               |        |
| LI Courses Completed                    | <b>Total</b>  | 92     |
|   | Domestic      | 56     |
|   | International | 36     |
| Upcoming LI Courses Scheduled           | <b>Total</b>  | 2      |
|   | Domestic      | 2      |
|   | International | 0      |

## Cumulative Human Food Data

### Human Food Blended

|                                 |               |       |
|---------------------------------|---------------|-------|
| Enrolled Into Human Food Part 1 | <b>Total</b>  | 2,602 |
|                                 | Domestic      | 2,359 |
|                                 | International | 243   |
| Part 1 Course Completions       | <b>Total</b>  | 2,369 |
|                                 | Domestic      | 2,156 |
|                                 | International | 213   |
| Part 2 Certificates Issued      | <b>Total</b>  | 2,118 |
|                                 | Domestic      | 1,925 |
|                                 | International | 193   |
| Part 2 Courses Completed        | <b>Total</b>  | 341   |
|                                 | Domestic      | 304   |
|                                 | International | 37    |

## Human Food Total PCQI Certificates By Month with Trendline



Data reported for the past 2-3 months are subject to change due to lag in submission of course rosters by instructors. Data reconciled quarterly.

## Human Food Domestic PCQI Certificates By Month with Trendline



Data reported for the past 2-3 months are subject to change due to lag in submission of course rosters by instructors. Data reconciled quarterly.

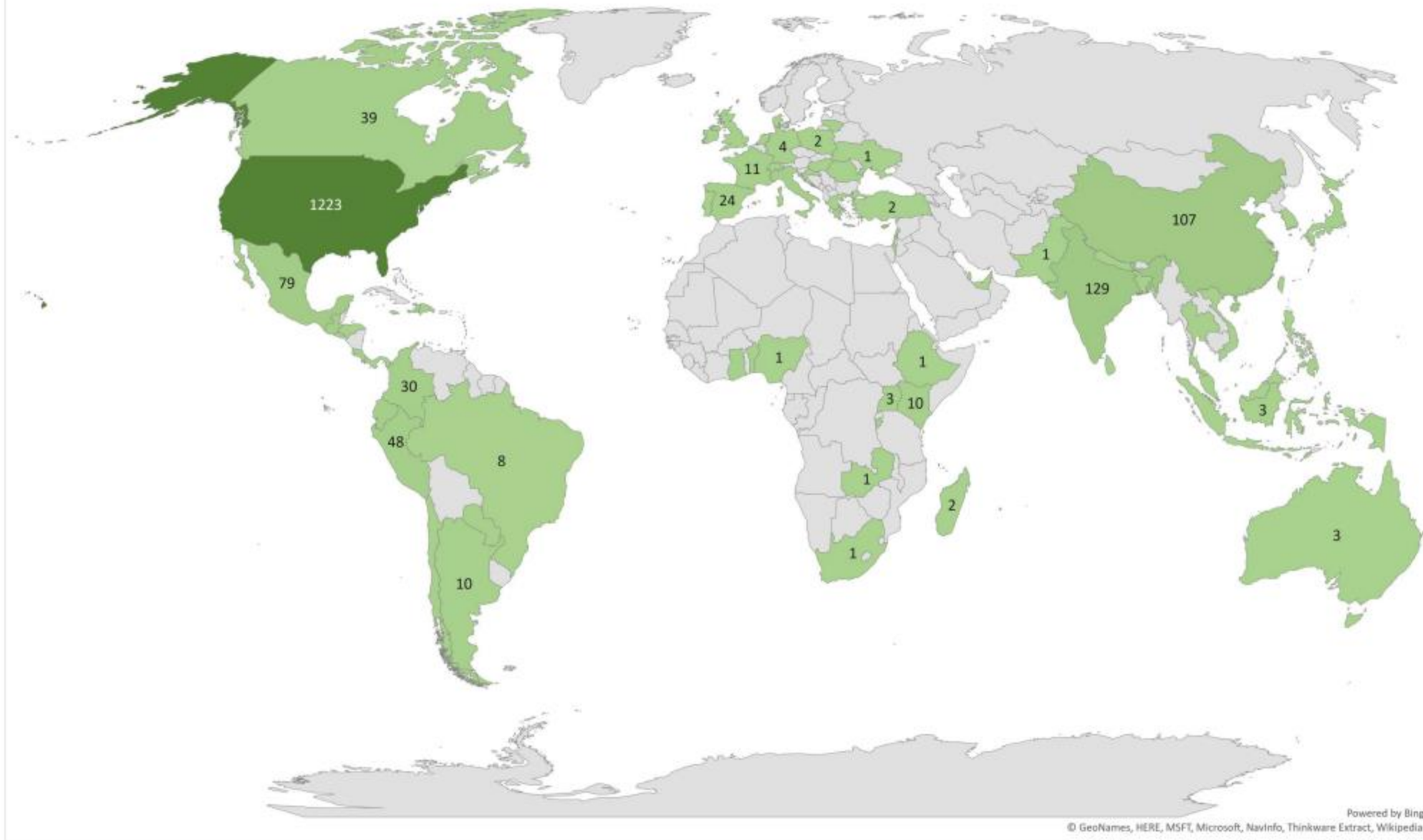


## Human Food International PCQI Certificates By Month with Trendline



Data reported for the past 2-3 months are subject to change due to lag in submission of course rosters by instructors. Data reconciled quarterly.

## Human Food Lead Instructors By Country



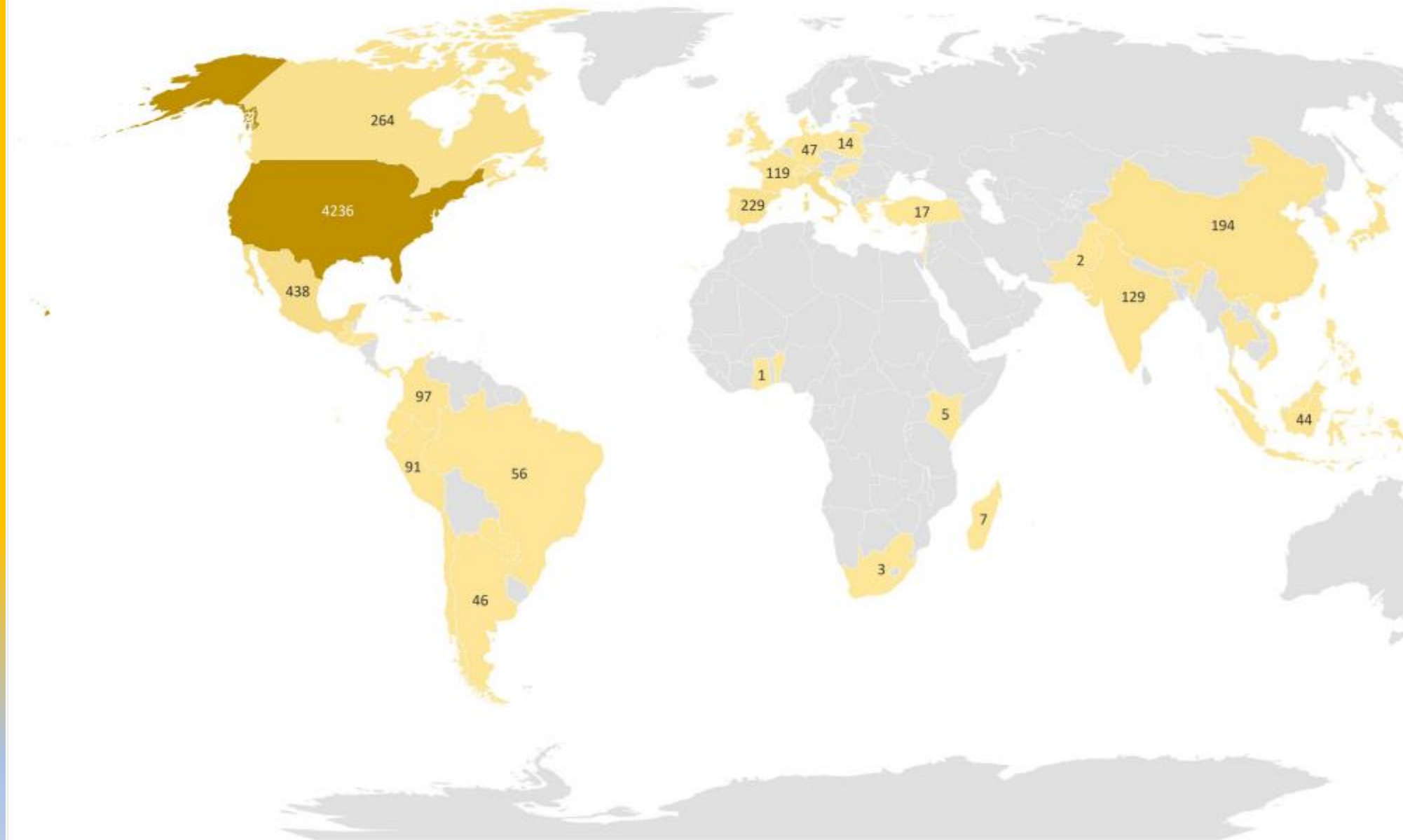
Data reported for the past 2-3 months are subject to change due to lag in submission of course rosters by instructors. Data reconciled quarterly.

[illegible]

Data reported for the past 2-3 months are subject to change due to lag in submission of course rosters by instructors. Data reconciled quarterly.



## Human Food Courses By Country



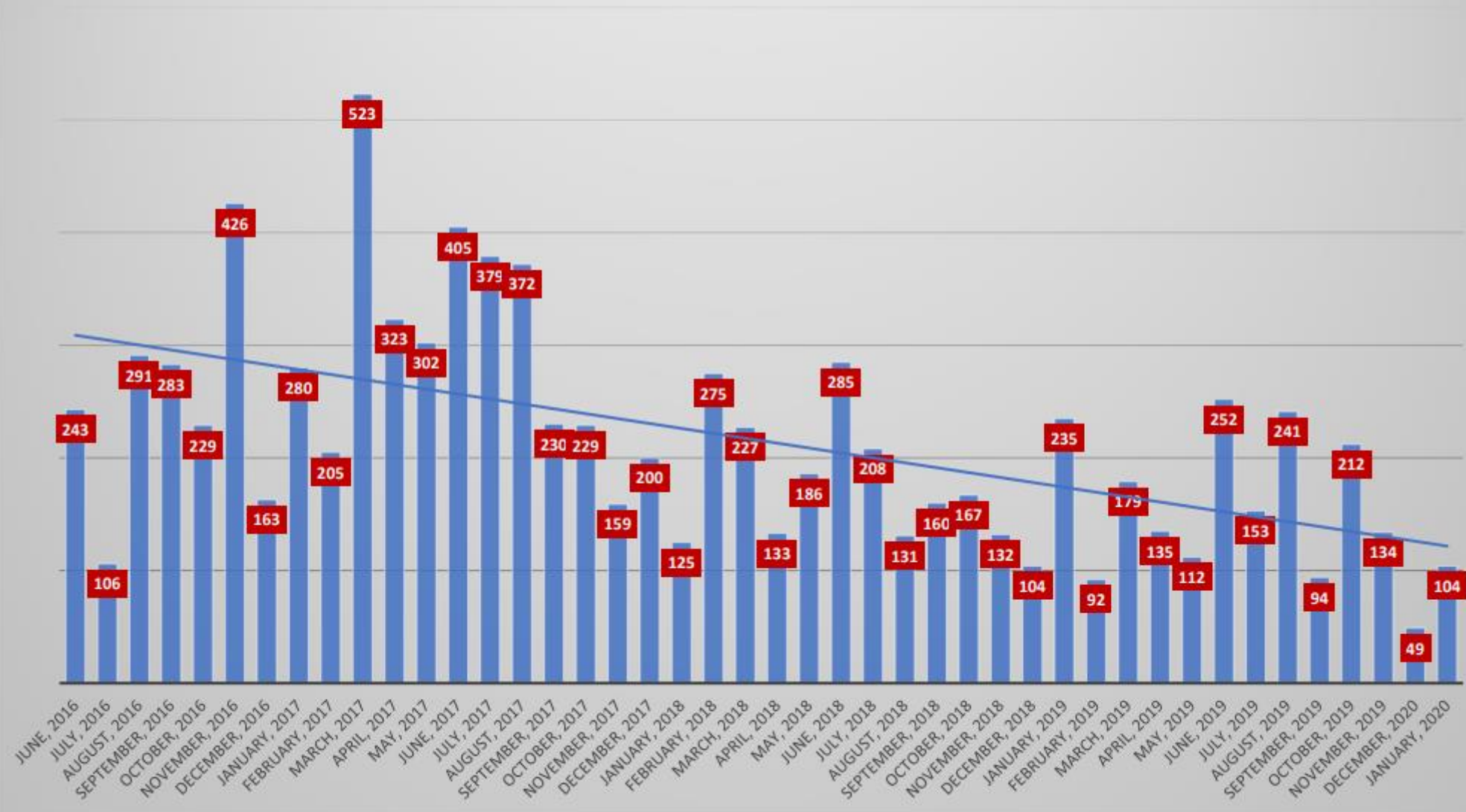
© GeoNames, HERE, MSFT, Microsoft, NavInfo

Data reported for the past 2-3 months are subject to change due to lag in submission of course rosters by instructors. Data reconciled quarterly.

| Cumulative Animal Food Data             |               |       |
|---|---------------|-------|
| Animal Food                             |               |       |
| Certificates issued to date             | <b>Total</b>  | 9,473 |
|   | Domestic      | 8,541 |
|   | International | 932   |
| Lead Instructor certificates to date    | <b>Total</b>  | 321   |
|   | Domestic      | 250   |
|   | International | 71    |
|   |               |       |
| Total Participant Courses Registered    | <b>Total</b>  | 737   |
|   | Domestic      | 607   |
|   | International | 130   |
| Upcoming Registered Participant Courses | <b>Total</b>  | 42    |
|   | Domestic      | 33    |
|   | International | 9     |
| Participant Courses completed           | <b>Total</b>  | 623   |
|   | Domestic      | 524   |
|   | International | 99    |
| Average Class Size                      | <b>Total</b>  | 15    |
|   | Domestic      | 16    |
|   | International | 9     |
|   |               |       |
| LI Courses Completed                    | <b>Total</b>  | 14    |
|   | Domestic      | 10    |
|   | International | 4     |
| Upcoming LI courses scheduled           | <b>Total</b>  | 1     |
|   | Domestic      | 1     |
|   | International | 0     |

| Cumulative Animal Food Data                             |               |    |
|---|---------------|----|
| <b>Animal Food Blended</b>                              |               |    |
| Enrolled Into Animal Food Part 1                        | <b>Total</b>  | 41 |
|   | Domestic      | 41 |
|   | International | 0  |
| Part 1 Course Completions                               | <b>Total</b>  | 19 |
|   | Domestic      | 19 |
|   | International | 0  |
| Part 2 Certificates Issued                              | <b>Total</b>  | 8  |
|   | Domestic      | 8  |
|   | International | 0  |
| Part 2 Courses Completed                                | <b>Total</b>  | 2  |
|   | Domestic      | 2  |
|   | International | 0  |
| <b>Current Good Manufacturing Practices (CGMPs) for</b> |               |    |
| Enrolled Into CGMP                                      | <b>Total</b>  | 36 |
|   | Domestic      | 36 |
|   | International | 0  |
| CGMP Course Completions                                 | <b>Total</b>  | 25 |
|   | Domestic      | 25 |
|   | International | 0  |

## Animal Food Total PCQI Certificates By Month with Trendline



Data reported for the past 2-3 months are subject to change due to lag in submission of course rosters by instructors. Data reconciled quarterly.



| Cumulative FSVP Data                    |               |       |
|---|---------------|-------|
| FSVP                                    |               |       |
| Certificates issued to date             | <b>Total</b>  | 6,670 |
|   | Domestic      | 5,826 |
|   | International | 844   |
| Lead Instructor certificates to date    | <b>Total</b>  | 349   |
|   | Domestic      | 296   |
|   | International | 53    |
|   |               |       |
| Total Participant Courses Registered    | <b>Total</b>  | 994   |
|   | Domestic      | 779   |
|   | International | 215   |
| Upcoming Registered Participant Courses | <b>Total</b>  | 50    |
|   | Domestic      | 38    |
|   | International | 12    |
| Participant Courses completed           | <b>Total</b>  | 656   |
|   | Domestic      | 560   |
|   | International | 96    |
| Average Class Size                      | <b>Total</b>  | 10    |
|   | Domestic      | 10    |
|   | International | 9     |
|   |               |       |
| LI Courses Completed                    | <b>Total</b>  | 16    |
|   | Domestic      | 16    |
|   | International | 0     |
| Upcoming LI courses scheduled           | <b>Total</b>  | 1     |
|   | Domestic      | 1     |
|   | International | 0     |

## Cumulative FSVP Data

### FSVP Blended

|                            |               |    |
|----------------------------|---------------|----|
| Enrolled Into FSVP Part 1  | <b>Total</b>  | 24 |
|                            | Domestic      | 23 |
|                            | International | 1  |
| Part 1 Course Completions  | <b>Total</b>  | 10 |
|                            | Domestic      | 10 |
|                            | International | 0  |
| Part 2 Certificates Issued | <b>Total</b>  | 2  |
|                            | Domestic      | 2  |
|                            | International | 0  |
| Part 2 Courses Completed   | <b>Total</b>  | 1  |
|                            | Domestic      | 1  |
|                            | International | 0  |

## FSVP Total Certificates By Month with Trendline



Data reported for the past 2-3 months are subject to change due to lag in submission of course rosters by instructors. Data reconciled quarterly.

| Cumulative IAVA Data                    |               |       |
|---|---------------|-------|
| <b>IAVA</b>                             |               |       |
| Certificates issued to date             | <b>Total</b>  | 1,015 |
|   | Domestic      | 795   |
|   | International | 220   |
| Lead Instructor certificates to date    | <b>Total</b>  | 52    |
|   | Domestic      | 40    |
|   | International | 12    |
|   |               |       |
| Total Participant Courses Registered    | <b>Total</b>  | 99    |
|   | Domestic      | 73    |
|   | International | 26    |
| Upcoming Registered Participant Courses | <b>Total</b>  | 40    |
|   | Domestic      | 29    |
|   | International | 11    |
| Participant Courses completed           | <b>Total</b>  | 74    |
|   | Domestic      | 56    |
|   | International | 18    |
| Average Class Size                      | <b>Total</b>  | 14    |
|   | Domestic      | 14    |
|   | International | 0     |
|   |               |       |
| LI Courses Completed                    | <b>Total</b>  | 4     |
|   | Domestic      | 4     |
|   | International | 0     |
| Upcoming LI courses scheduled           | <b>Total</b>  | 1     |
|   | Domestic      | 1     |
|   | International | 0     |



### IAVA Total Certificates By Month with Trendline



Data reported for the past 2-3 months are subject to change due to lag in submission of course rosters by instructors. Data reconciled quarterly.

## Intentional Adulteration

|   |                            |         |
|---|----------------------------|---------|
| Food Defense Awareness for the IA Rule                  | Number of times accessed   | 106,144 |
|   | Total Time Spent (minutes) | 763,352 |
| Overview of the Intentional Adulteration Rule (IA Rule) | Number of times accessed   | 16,968  |
|   | Total Time Spent (minutes) | 156,391 |

|  |                            |                 |
|--|----------------------------|-----------------|
|  |                            |                 |
| IA Key Activity Types Course<br>(Start Date: 11/28/2018)                           | <b>Enrolled</b>            | 1,573           |
|  | Not Started                | 30              |
|  | In Progress                | 16              |
|  | Completed                  | 1,527           |
|  | Total Time Spent (minutes) | 100d 12h 21m 0s |
| IA Mitigation Strategies<br>(Start Date: 11/28/2018)                               | <b>Enrolled</b>            | 1,463           |
|  | Not Started                | 77              |
|  | In Progress                | 36              |
|  | Completed                  | 1,350           |
|  | Total Time Spent (minutes) | 170d 9h 31m 4s  |
| IA Food Defense Plan Preparation and Reanalysis Course<br>(Start Date: 12/11/2019) | <b>Enrolled</b>            | 215             |
|  | Not Started                | 51              |
|  | In Progress                | 11              |
|  | Completed                  | 153             |
|  | Total Time Spent (minutes) | 21d 1h 22m 15s  |

Thank you.