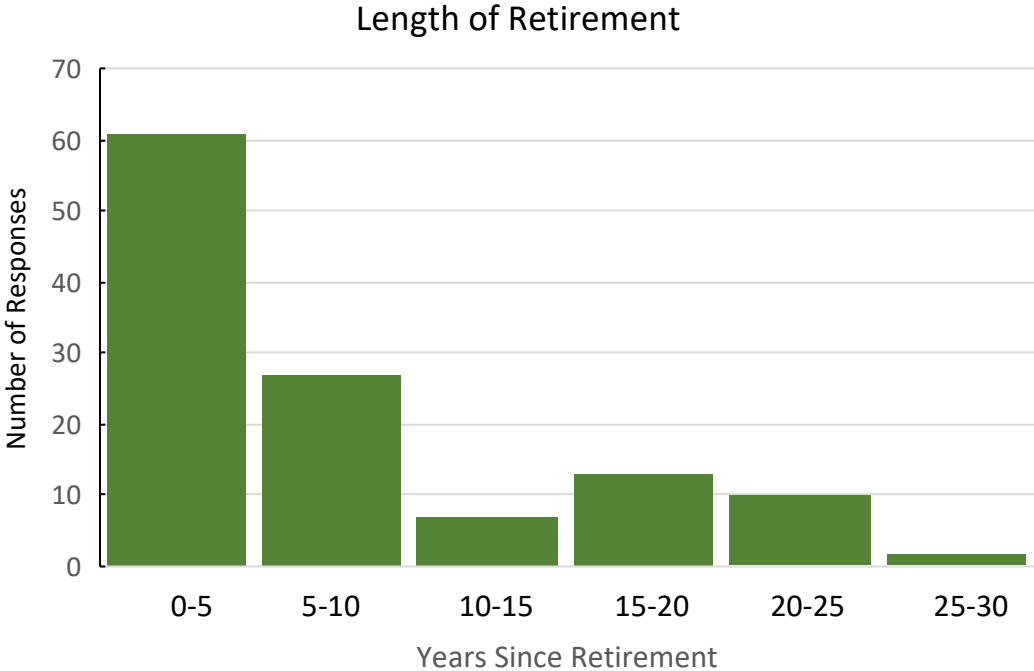


Retired Faculty and Administrative Officers (RFAO) Survey of Members 2024

In February 2024 the RFAO Executive Board disseminated a web-based survey to the 670 RFAO members. The survey included five questions asking for quantitative information on activities. A final question allowed members to add additional comments concerning their post retirement lives. These broad ranging comments are being tabulated separately and are not included here with the numeric data results.

A total of 121 completed surveys were received (18% of members). The respondents represent members retired over a 30-year period:



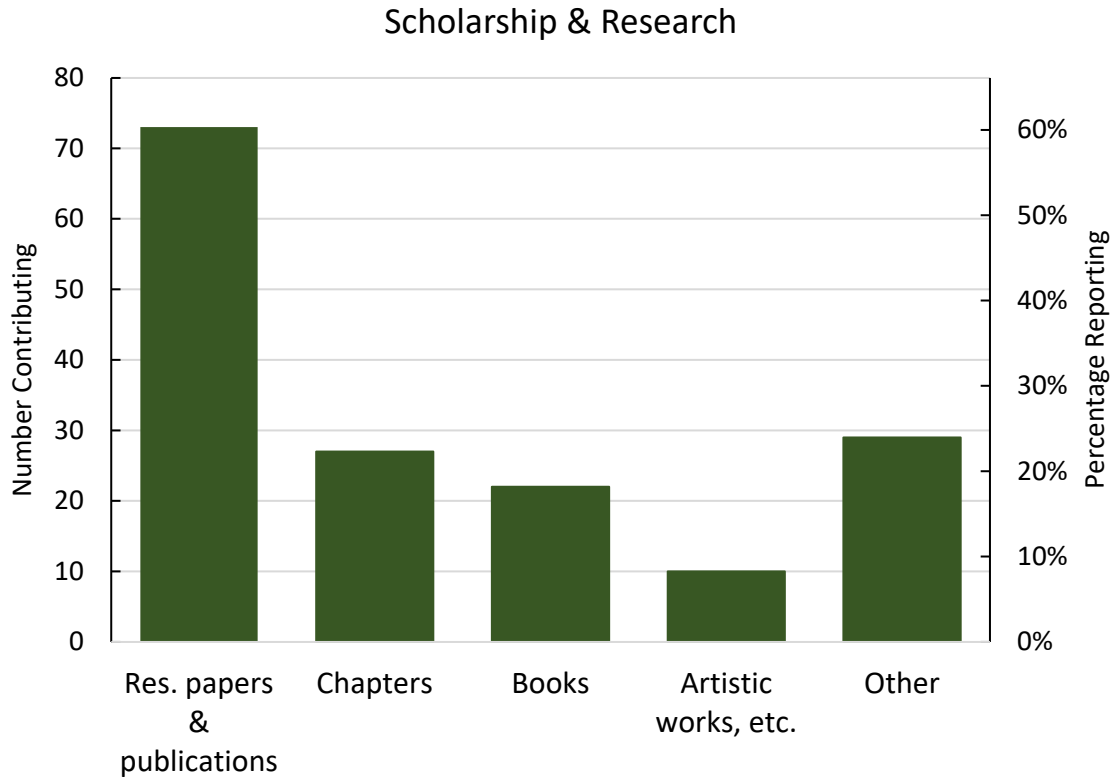
RFAO members were asked to describe the extent to which they have been involved in specific undertakings under the following categories:

- Scholarship and Research
- Teaching and Lectures
- Mentoring
- Board and Committee Activities
- Philanthropy and Public Relations for UVM

The following pages summarize the responses to the various categories of the survey.

A more detailed set of graphs of the same categories can be found in the **Appendix**. These graphs provide detail on the amount of involvement, such as the number of publications or the number of mentees.

The findings show a remarkably high rate of engagement in scholarship and research activities (over 70%), as well as in teaching (both at and outside UVM), mentoring (including undergraduates, graduate students, and faculty) and professional responsibilities. In contrast to the extensive involvement by retired faculty in various activities, there was substantially less involvement in philanthropy to UVM.

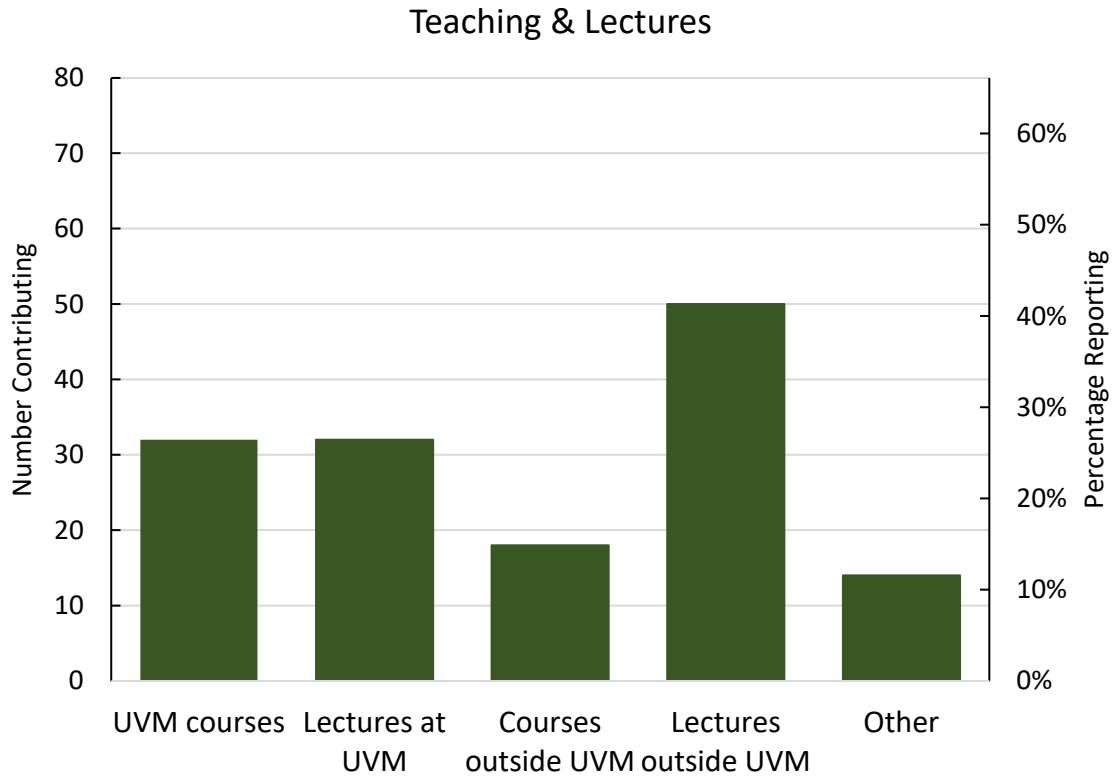


- Left Y-axis indicates the **absolute number** of positive responses (i.e. number of instances of continued participation in the indicated activity since retirement) from 121 received.
- Right Y-axis indicates the **percentage** of positive responses.
- Individual respondents are likely to have participated in more than one category on each graph.
- For more details on the actual number of contributions in each category (e.g. number of research papers) please refer to the Appendix.

Over 70 of the respondents (60%) have continued research and scholarship by actively publishing papers. A number of respondents have also published books, book chapters, and monographs.

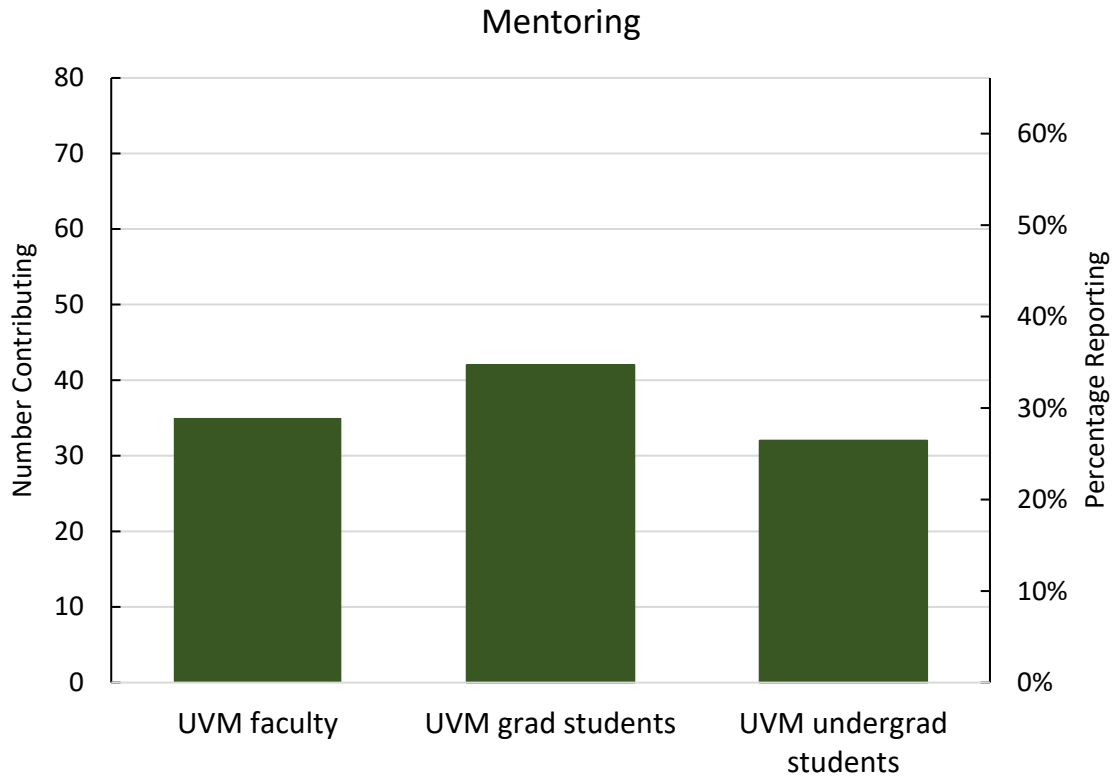
Ten retirees have continued activity in the arts and performance.

A quarter of the retirees included works classified as outside the other categories and may include reports, editorials, and other works.



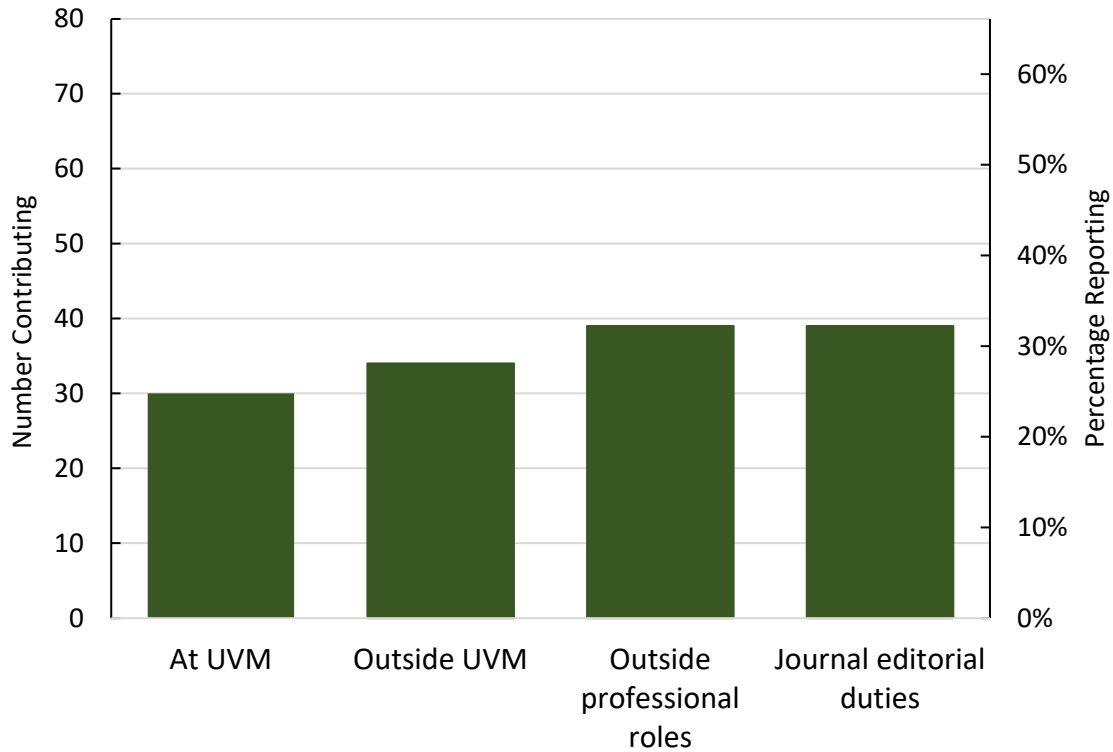
Over 30 (26%) of respondents have taught one or more courses or lectured at UVM since retirement.

An even larger (41%) of respondents have lectured outside UVM, demonstrating that UVM emeriti continue to be recognized scholars after retirement.

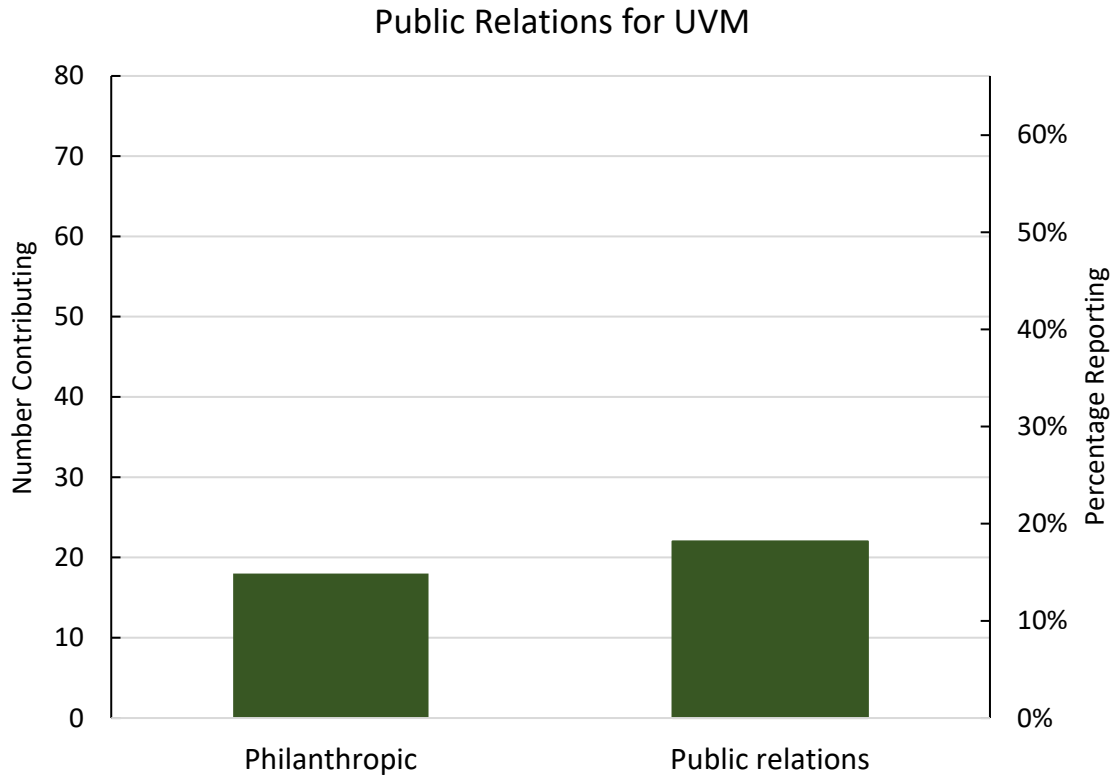


Over a third of respondents have been active in mentoring UVM faculty, typically junior faculty, and have continued work with UVM graduate and undergraduate students.

Board & Committee Activities



Many respondents continue active service roles and are active on boards and committees both within UVM and externally. Outside professional duties include professional society responsibilities, review panels for the NIH, NSF and other organizations. A third of respondents continue journal editorial and review duties.



A limited number of respondents have been active on behalf of UVM in terms of philanthropy (UVM Foundation) and public relations for UVM.

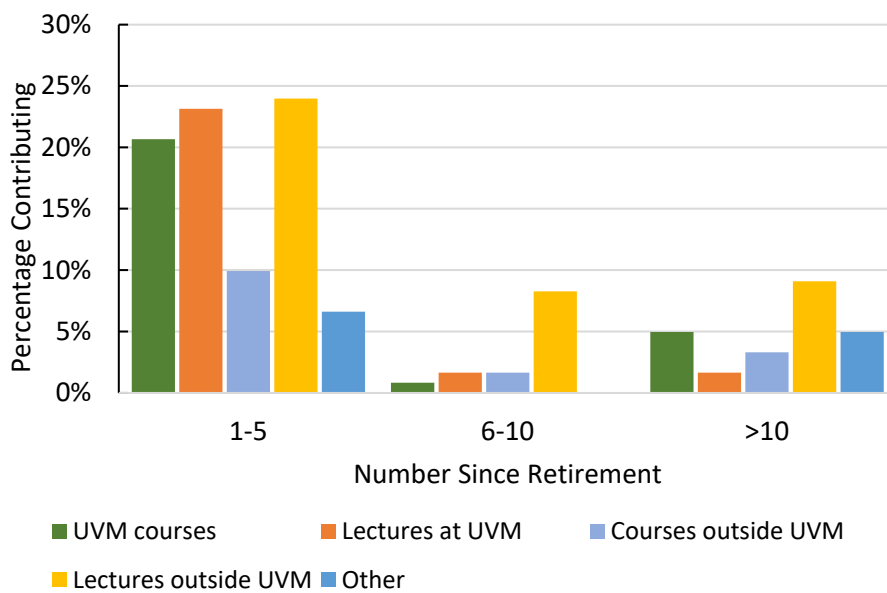
Appendix: Breakdown of Questions by Number of Contributions

- The Y-axis indicates number of respondents as a fraction of total responses (N=121)
- The X-axis assesses the number of contributions, and these number are shown in frequency bins: 1-5, 6-10, or >10 contributions per category
- Different colored bars denote individual categories, shown below each graph

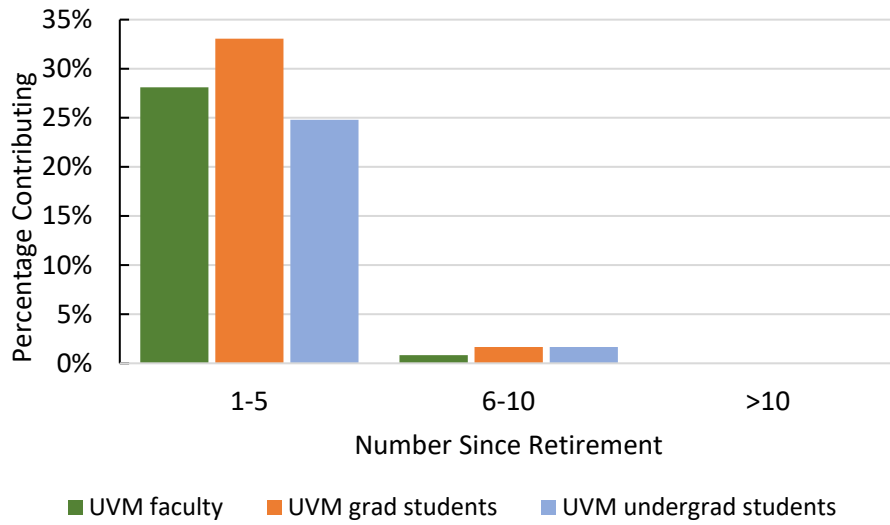
Scholarship & Research



Teaching & Lectures



Mentoring



Board & Committee Activities



