



# THE UNIVERSITY OF VERMONT JUSTICE RESEARCH INITIATIVE

## 2022 PRIN Survey Results: Summary

As part of the Prison Research and Innovation Network (PRIN) project, UVM researchers worked with correctional staff and incarcerated individuals in Southern State Correctional Facility (SSCF) to develop Prison Climate Surveys. These surveys were administered to correctional staff and incarcerated individuals in SSCF in June 2021 and in June 2022. Response rates were impressive in both years: 2021 70% staff and 70% incarcerated persons, 2022 65% staff and 72% incarcerated persons.

In November 2021, we shared the results from the 2021 survey with the SSCF community and asked for feedback about what the main priority areas for change should be. Based on this, the SSCF community identified the following priority areas for change:

### **SSCF Correctional Staff**

1. Staffing
2. Department of Corrections (DOC)
3. Health & Wellbeing
4. Job Satisfaction

### **SSCF Incarcerated Individuals**

1. Planning for Release
2. Healthcare Services
3. Commissary
4. Prison Activities

We are now sharing the 2022 survey results, compared to the 2021 survey results, for these identified priority areas. This report is based on the 2022 "Data Walk," where we shared the results of the survey with the entire SSCF community for feedback in accordance with participatory research principles.

It is important to note that this is a summarized version of the survey results. Full survey results are available on our website: [go.uvm.edu/justiceresearch](https://go.uvm.edu/justiceresearch)

Abby Crocker    [acrocker@uvm.edu](mailto:acrocker@uvm.edu)

Kathy Fox        [kfox@uvm.edu](mailto:kfox@uvm.edu)



## 2022: SURVEY RESPONDENTS - STAFF



**65%**

of correctional  
staff completed  
the survey.

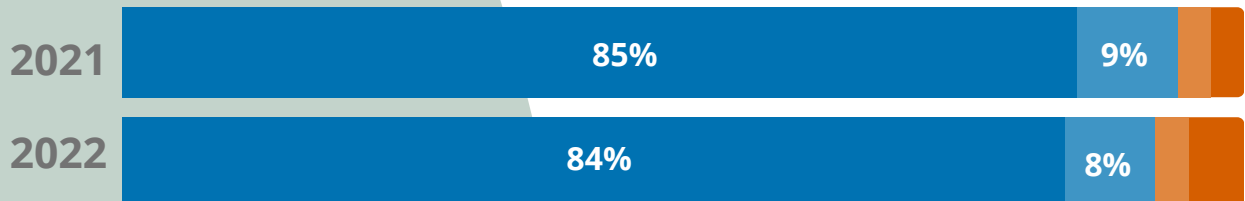
- Age: 43 years (median)
- Race: 88% white
- Ethnicity: 87% white
- Gender identity: 19% female, 81% male
- Employer: 95% corrections, 5% contractor
- # Years working at SSCF
  - 38% 0-5 years, 62% 6+ years
- # Years working in Corrections
  - 29% 0-5 years, 71% 6+ years

The Correctional Staff Vermont Prison Climate Survey was administered to staff working in Vermont's Southern State Correctional Facility in June 2022. Surveys were paper-based, confidential, and anonymous. Of 116 eligible correctional staff, 75 completed the survey (65% response rate). The demographic data presented here are self-reported.

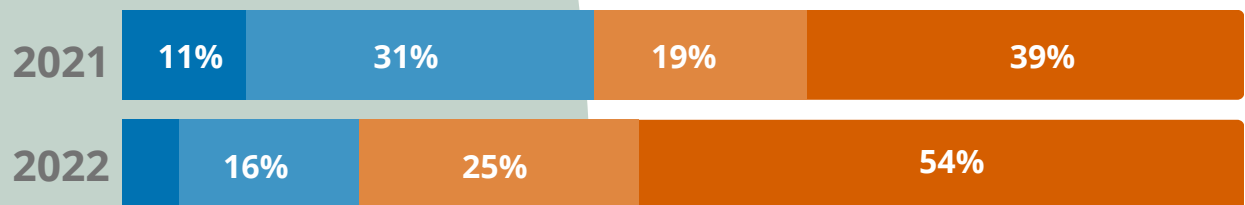
# 1. STAFFING



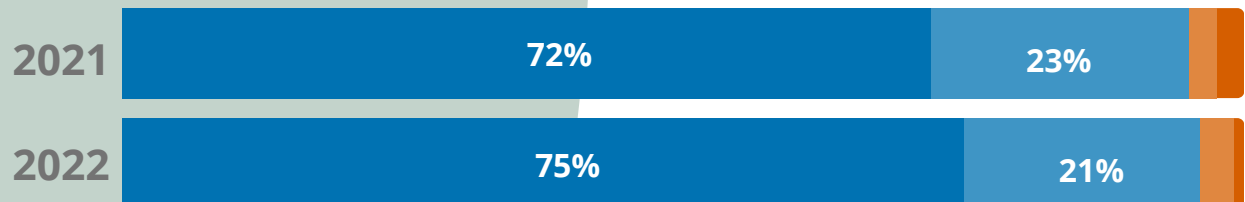
**a. There are enough staff to meet the current needs of this prison.**



**b. My work schedule causes conflict at home.**



**c. Generally, staff morale is high.**



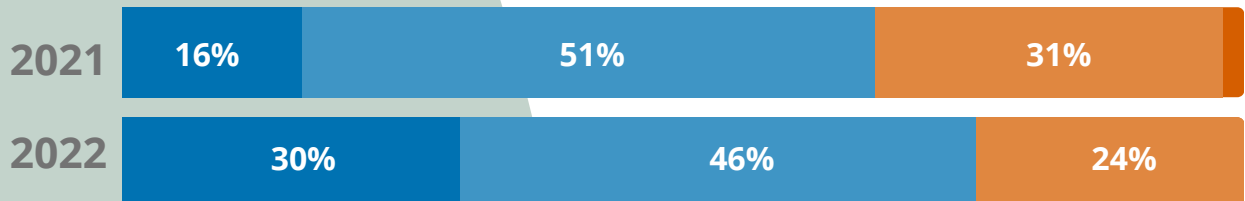
**d. My coworkers show signs of stress.**



## 2. DEPARTMENT OF CORRECTIONS



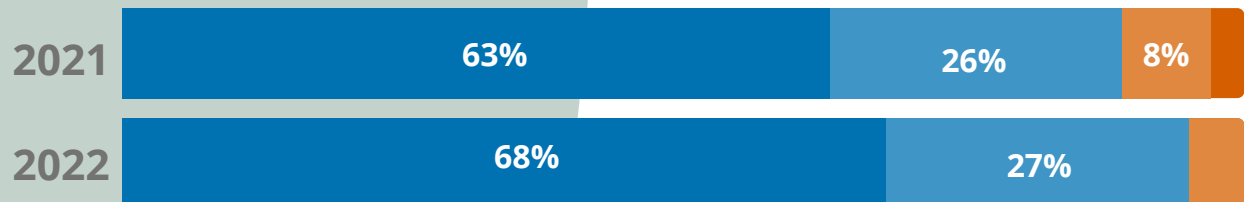
### a. The Department communicates a clear vision (mission) for Corrections



### b. There are discussions involving all staff about the vision for Corrections and ways to achieve it.



### c. The Department has a clear understanding of what it's like for staff to work in this prison.



### d. The Department takes the things I say seriously and treats me and my ideas with respect.



### 3. HEALTH & WELLBEING

a. Since starting work in corrections, have you developed: anxiety?

**2021: 49% yes**



**2022: 59% yes**

b. In the past 7 days, I felt depressed.



Never



Rarely



Sometimes



Often



Always

2021



2022



Excellent



Very Good



Good



Fair



Poor

c. In general, how would you rate your satisfaction with your social activities and relationships?

2021



2022



d. At any time in the last 12 months did you seriously think about trying to kill yourself?

**2021: 10% yes**

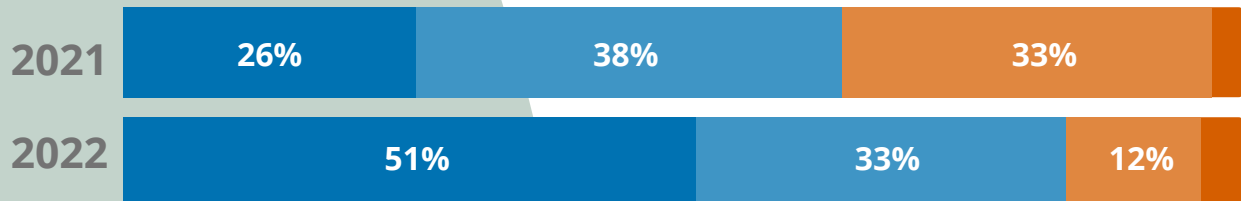


**2022: 30% yes**

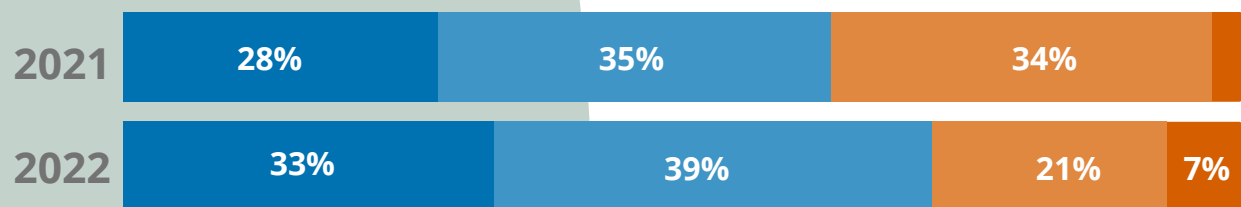
## 4. JOB SATISFACTION



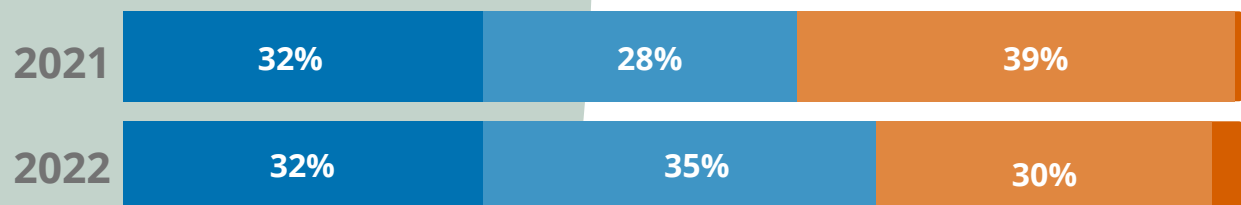
**a. Staff in this prison are fairly compensated for the duties and tasks they are required to perform**



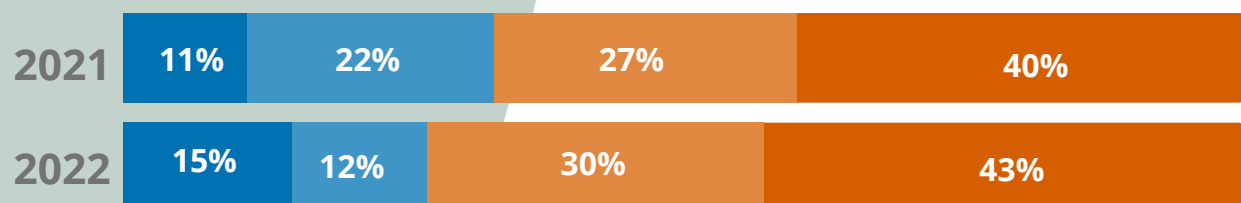
**b. Leadership in this prison shows appreciation for staff in meaningful ways.**



**c. Promotions in this prison are done fairly.**



**d. If I have a chance, I will change to some other job outside of corrections at the same rate of pay**





# 2022: SURVEY RESPONDENTS - INCARCERATED PERSONS



**72%**

of incarcerated  
persons  
completed the  
survey.

- Age: 38 years (median)
- Race: 75% white
- Ethnicity: 73% white
- Gender identity: 87% male
  - Transgender: 5%
- Status:
  - 30% Detained, awaiting trial
  - 46% Serving sentence
  - 24% Incarcerated for a violation of conditions
- # Years incarcerated at SSCF
  - 81% 0-5 years, 19% 6+ years

The Incarcerated Persons Vermont Prison Climate Survey was administered to people incarcerated in Vermont's Southern State Correctional Facility in June 2022. Surveys were paper-based, confidential, and anonymous. Of 293 eligible incarcerated people, 212 completed the survey (72% response rate). The demographic data presented here are self-reported.

# 1. PLANNING FOR RELEASE



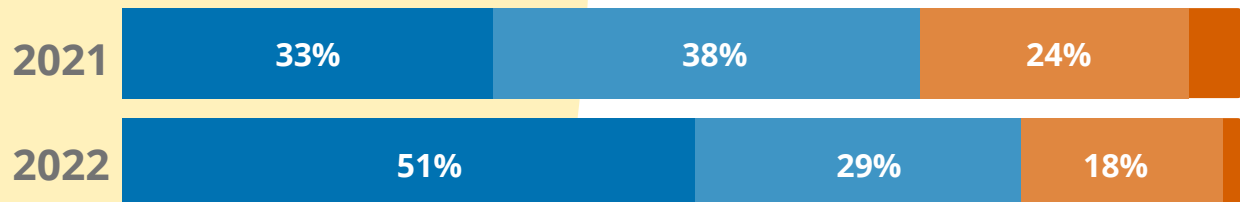
**a. This prison does a good job preparing people for release.**



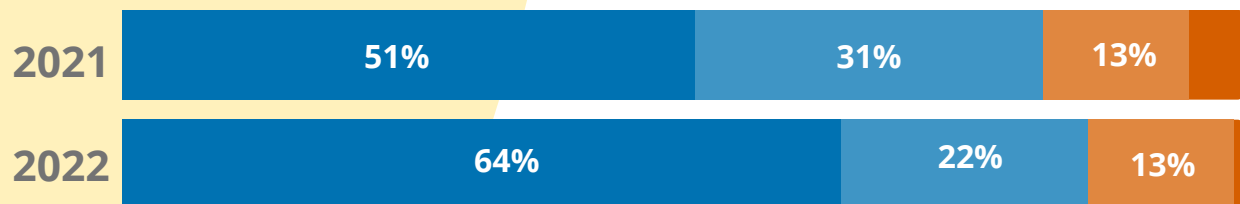
**b. There are enough staff to help me get ready for release.**



**c. I am able to start planning for release with enough time to be ready for when I am released.**



**d. The programs in this facility give me the skills I need to be successful on the outside.**

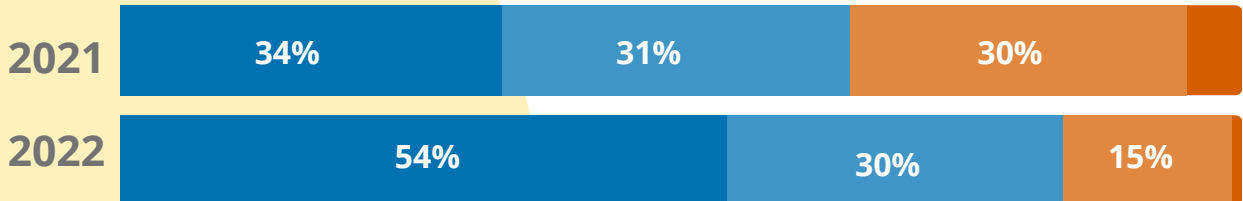




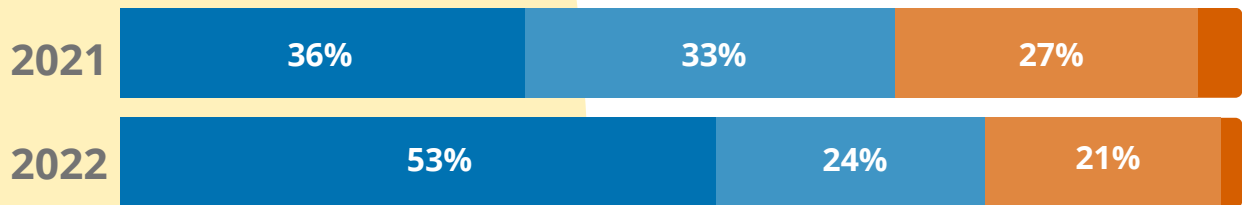
## 2. HEALTHCARE SERVICES



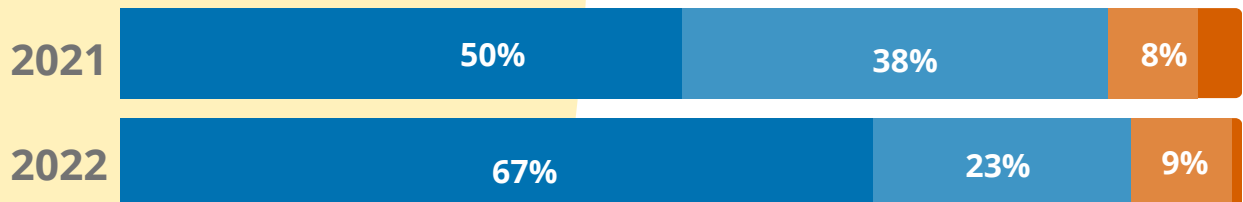
a. I get the medical treatment I need in this prison, when I need it.



b. I get the mental health care/treatment I need in this prison, when I need it.



c. I receive better medical care in this prison than I did on the outside.



d. There are enough staff to meet the current medical and mental healthcare needs of the prison.



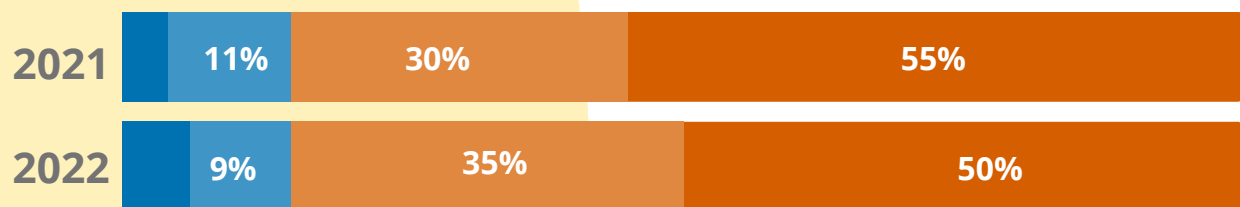
### 3. PRISON ACTIVITIES



**a. I have access to activities that promote well-being and growth.**



**b. There are a lot of times when there is nothing productive (or meaningful) for me to do.**



**c. This prison gives me opportunities to feel proud and accomplished.**



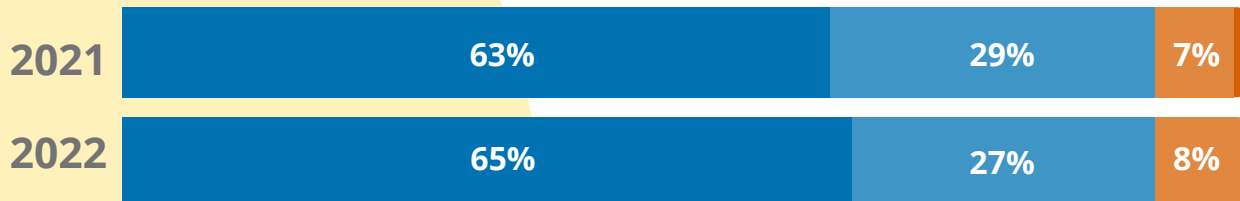
**d. This prison gives me enough recreation time.**



## 4. COMMISSARY



### a. There are enough outside vendors to choose from.



### b. There are enough options for things to buy.



### c. The quality of the available items is good.



### d. The costs are reasonable

