

Vermonters with different types of disabilities have different attitudes about disability.

Negative attitudes can be barriers to equity and inclusion. We polled 632 Vermonters to learn how much they agreed with 4 statements:

Students WITH DISABILITIES benefit from being in the same classrooms as students without disabilities.

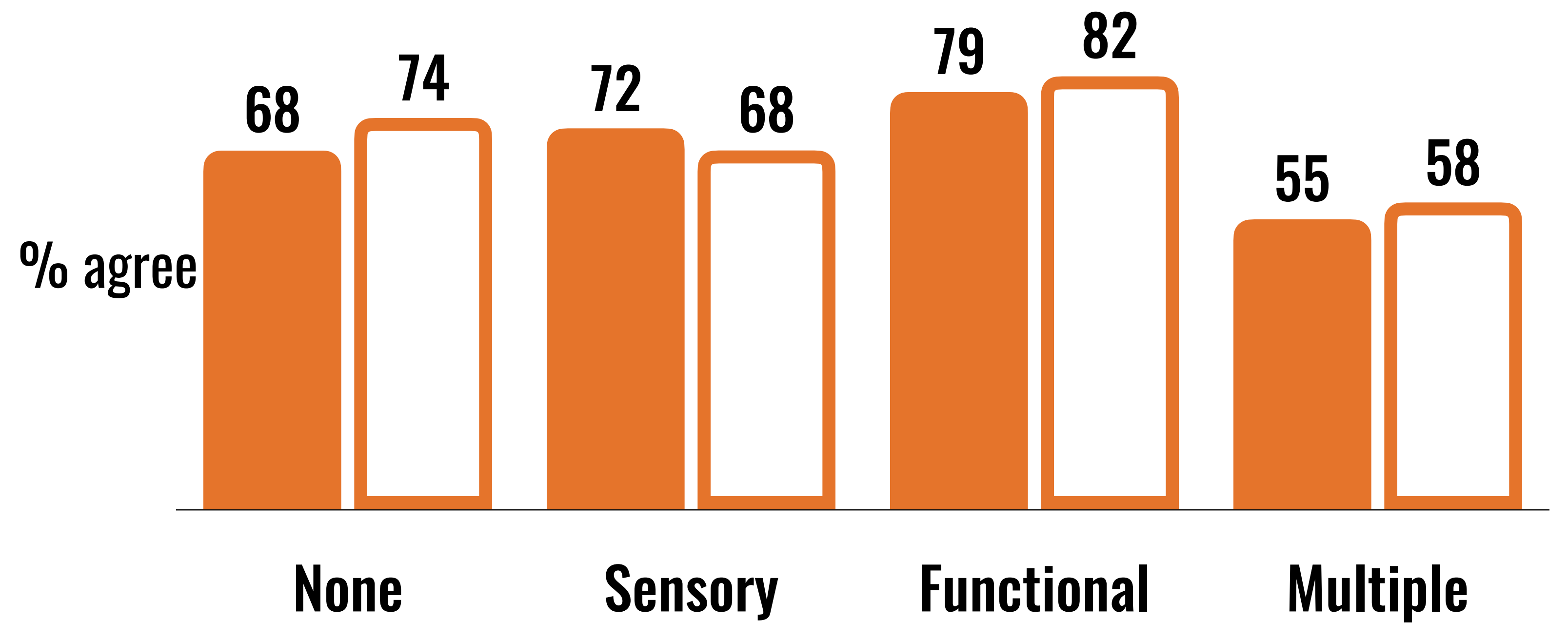
Students WITHOUT DISABILITIES benefit from being in the same classrooms as students with disabilities.

People with disabilities can contribute to Vermont's labor force the same as people without disabilities.

People with disabilities have the same quality of life as people without disabilities.

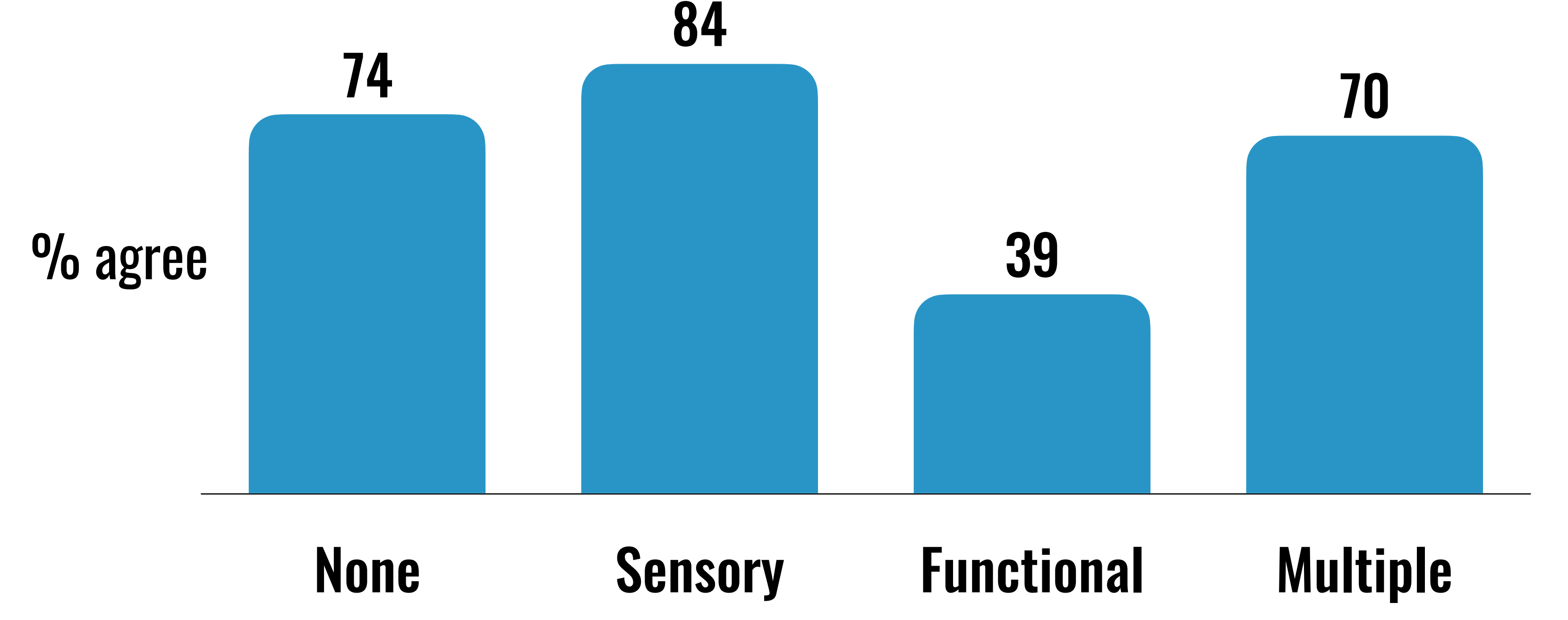
Most AGREE that students WITH & WITHOUT disabilities benefit.

- People with functional disabilities agreed the most.
- People with multiple disabilities agreed the least.



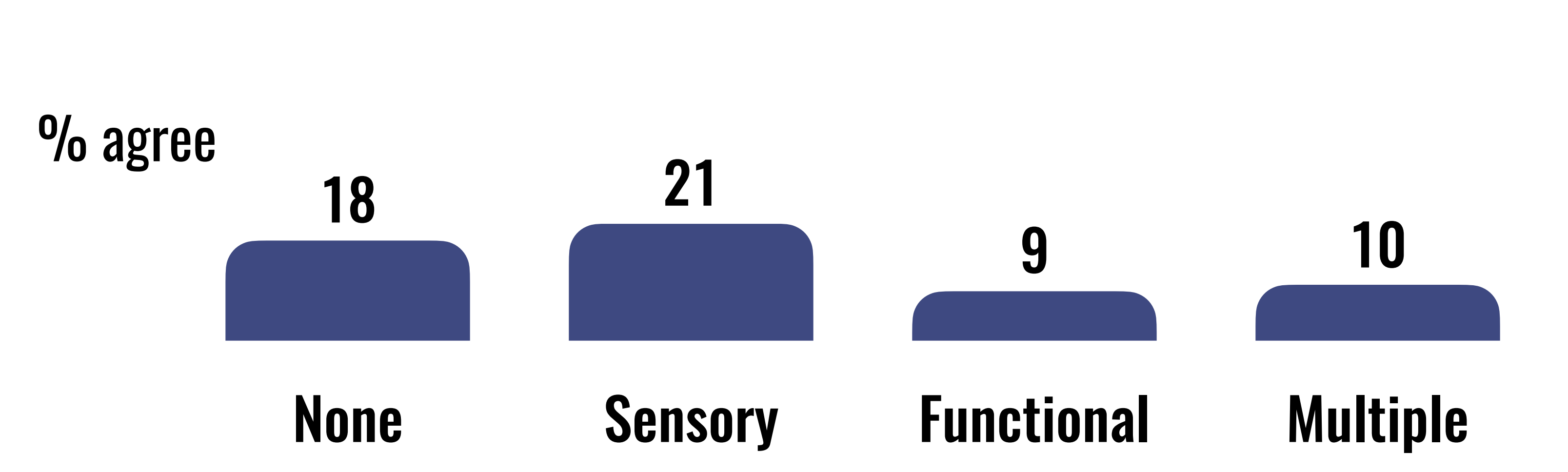
Most AGREE people with disabilities contribute equally.

- People with sensory disabilities agreed the most.
- People with functional disabilities agreed the least.



Most DISAGREE that everyone has the same quality of life.

- People with functional disabilities AND
- People with multiple disabilities agreed the least.



People with disabilities across USA, Vermont (Census, 2021), and our poll. Disability types constructed from Census categories.

Serious difficulties in	USA	VT	Poll	Disability types
Hearing	3.6%	4.6%	3.8%	Sensory
Vision	2.5%	2.0%	0.7%	
Cognitive	5.4%	6.0%	8.2%	Functional
Ambulatory	6.6%	5.7%	5.7%	
Self-Care	2.5%	2.2%	1.8%	
Independent Living	5.8%	5.5%	2.9%	Independent Living*
Total	13%	14%	16%	*Too few to include

Jesse C. Suter
Justin M. H. Salisbury
November 2022

