




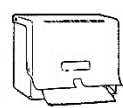

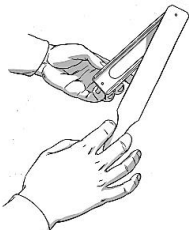

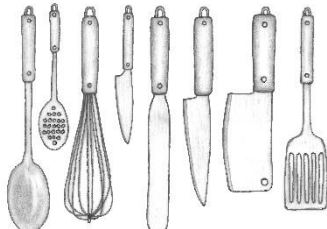


EXHIBIT CATEGORIES FOR 4-H STATE DAY


4-H State Day is an opportunity for 4-H members to exercise their Public Speaking & Communication skills in a fun, hands-on way through different styles of exhibits. It is also an opportunity to share your interests and talents with other 4-H'ers and the community. Check out all of the different ways you can participate in 4-H State Day below!

***Please note that for 2020, some category requirements may be altered to accommodate for virtual participation via photo and video. Any changes have been noted in the 4-H State Day Packet. Please reference that guide for the most updated information.

<p style="text-align: center;"><u>Action Exhibits</u></p> 	<p>A real "Hands-On" 4-H activity, this is an educational exhibit run by 4 to 6 members involved in an activity.</p> <ul style="list-style-type: none"> Each member becomes part of the exhibit by teaching, answering questions and/or explaining steps of a process Demonstration continues for a designated amount of time (45 minutes to 1-hour) and is on-going <p>Examples: Braiding Hair, Assembling a Pizza.</p>
<p>COMMUNICATIONS</p>	
<p style="text-align: center;"><u>Demonstrations</u> <u>(Team or Individual)</u></p> <div style="display: flex; justify-content: space-around;"> <div style="text-align: center;"> <p>1 Wet Hands</p>  </div> <div style="text-align: center;"> <p>2 Soap</p>  </div> <div style="text-align: center;"> <p>3 Lather (15 sec.)</p>  </div> </div> <div style="display: flex; justify-content: space-around; margin-top: 10px;"> <div style="text-align: center;"> <p>4 Rinse</p>  </div> <div style="text-align: center;"> <p>5 Towel Dry</p>  </div> <div style="text-align: center;"> <p>6 Turn taps off with towel</p>  </div> </div>	<p>Similar to an Action Exhibit, this is a speech that demonstrates something an individual member (or team) has learned.</p> <ul style="list-style-type: none"> Informative, follows a logical sequence and shows how to do something, step-by-step Topic should be communicated as if the audience knows nothing about the subject Posters and props may be included Timing is limited to 5 to 10 minutes <p>Examples: Steps of Good Handwashing, How to Tie a Fishing Lure.</p>
<p style="text-align: center;"><u>Illustrated Talk</u></p> 	<p>An individual (single member) presentation on a topic of interest.</p> <ul style="list-style-type: none"> Note cards or props (even small live animals!) may be used Suggested time for talk is 2 to 5 minutes <p>Examples: Turkey Calling Techniques, Basic Bicycle Maintenance.</p>
<p style="text-align: center;"><u>Public Speaking</u></p> 	<p>This is a monologue, it is an opportunity to convey one main idea through an introduction, body, & conclusion.</p> <ul style="list-style-type: none"> Much like storytelling, enthusiasm and engaging the audience is important A good speech informs, convinces, or entertains No visuals or note cards may be used Timing limited to 2 to 5 minutes
<p style="text-align: center;"><u>Fun With Food Challenge</u></p> 	<p>Have fun with food in this 4-H culinary challenge! This category combines cooking with both static and active presentation components.</p> <p>This is a team exhibit.</p> <p>More information can be found here.</p> <p>This year's theme: Delicious & Nutritious Desserts</p>

PHOTOGRAPHY

Photo-Based Graphic Design




An altered photograph using a program such as Photoshop, Illustrator, InDesign, etc. **Or** a physical manipulation of elements, as opposed to digital, such as a collage.

- Image should have a center of interest, tell a story, or have a message
- Image must be altered by a minimum of two (2) manipulation techniques that transform the image into something uniquely different from original
- Photos must be the original work of the 4-H'er and have been created in the last 12 months
- Maximum size of the work is 8" x 10" (mat, if used, can be up to 11"x17")
- BEFORE photo must be included to provide a basis for comparison
- Written reflection is required

Elements to consider: composition, use of space, color, textures, shapes, words and images to create a balanced piece that conveys a clear message

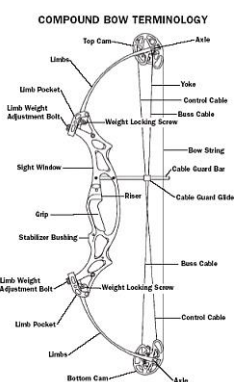
Photography



Photographs taken with either a digital, manual, or point-and-shoot camera, and printed either at a chemical processing lab or on a digital printer.

- Photo should have a center of interest and should tell a story
- Photos must be the original work of the 4-H'er and have been created in the last 12 months
- Frames and/or glass are not permitted with your submission
- Written reflection is required

Educational Posters



Poster should clearly communicate information about some topic or issue.

- May be a topic of your choosing
- May be horizontal or vertical
- Size: 14" X 22"
- May use any medium (watercolor, acrylic, crayon, oils, collage, charcoal, ink, etc.)
- Information presented in a simple and concise way
- Information is well-researched and readable

Examples: Parts of a Bow, Proper Diet of a Rabbit

Table Top Exhibits



The goal of a table top exhibit is to teach, promote or raise awareness on a topic without people present.

- Use both a background display AND items/props
- Items/props should include more than photos and handouts. 3-D objects are encouraged
- A combination of words, pictures, and objects help the viewer learn about a subject
- Space is 1/2 of a 6-foot table, including vertical background display and additional items/props

FASHION


Sewing: Clothing



Clothing projects are not re-evaluated at State Day but participants will participate through a fashion review that typically kicks off the stage presentations.

- Garments sewn by 4-H members are evaluated both off and on the model
- Written reflections and narration cards are required and also scored
- Participation in a fashion revue at the local level is expected
- Participants age 11 and older will be eligible for Eastern States fashion revue


Sewing: Non-Clothing



A non-clothing item is one that uses needle and thread to sew fabric together.

Examples: purse/shoulder bag, pin cushion, apron, toys, pillow, horse coolers, leg wraps, pet bed, etc.

Smart Shopper



A chance to have some shopping fun: create an outfit or complement an item you already have with items purchased from a thrift store or similar outlet with a budget of \$25 or less. Smart Shopper entries will walk in the Fashion Revue.

Stage Presentations (Individual or Group)



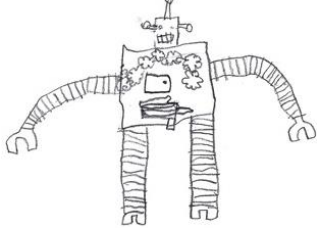
A presentation may be comprised of an individual or group, and must be at least 3 minutes and under 10 minutes long.

- Active performances that can be seen and heard work well, as do unique, fun and original material
- Presenters **MUST** bring a CD/MP3 player
- Be sure to review 4-H lyric checklist before choosing song

Examples: magic tricks, singing, dancing, karate

TECHNOLOGY


Maker/Tinker



An excellent Do It Yourself Maker/Tinker project either solves a problem or creates something new. These projects invent, build or experiment on ideas and include science, technology, engineering, art and math (STEAM) principles.

Examples: Robots, adding circuitry (lights, sounds, etc) to an existing item, motorized K'nex design

4-H Promotional Video



An excellent video captures and holds viewer's attention; it may inform, entertain or persuade.

- This category encourages youth as individuals or a club to create a video that shares with others the positive aspects of being in 4-H.
- The video must be no more than 1 minute in length.
- Your exhibit must be staffed to protect your equipment