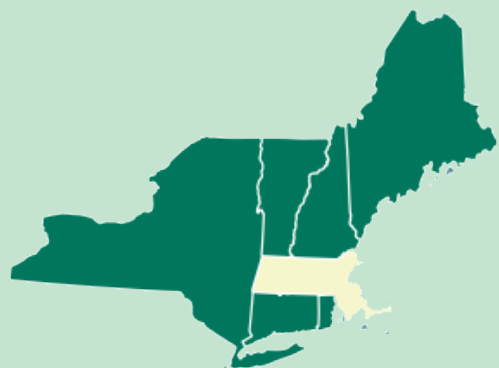


VALUE OF PUBLIC TREES AT RISK

Invasive pests and pathogens can kill public trees, resulting in losses of critical ecosystem services, like carbon sequestration, runoff mitigation, and air pollution removal. For each invasive threat, the annual benefits provided by all potential host trees are summed into a total potential loss. In addition to the loss of benefits, the cost of replacing dead trees is estimated as the total structural cost. Together, these values can be used to weigh the potential benefit losses and costs that a municipality may incur if the invasive pest or pathogen is not contained.



MUNICIPALITY

WEST SPRINGFIELD

COUNTY

HAMPDEN

STATE

MASSACHUSETTS

POPULATION

27,899

INVENTORY YEAR

2015

LEGEND

- Gross Carbon Sequestration (\$/yr)
- Avoided Runoff (\$/yr)
- Air pollution removal (\$/yr)

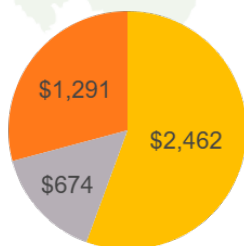


EMERALD ASH BORER

Total number of host trees¹
199

Total annual value²
\$939

Total structural value³
\$610,723

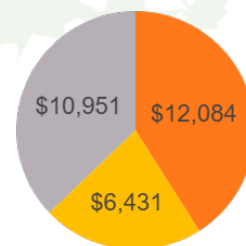


ASIAN LONGHORNED BEETLE

Total number of host trees¹
3,870

Total annual value²
\$29,465

Total structural value³
\$17,502,223

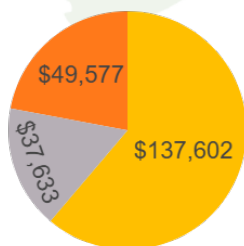


GYPSY MOTH

Total number of host trees¹
5,825

Total annual value²
\$40,801

Total structural value³
\$25,017,530

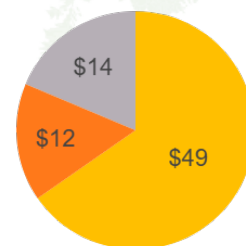


HEMLOCK WOOLLY ADELGID

Total number of host trees¹
135

Total annual value²
\$687

Total structural value³
\$503,830



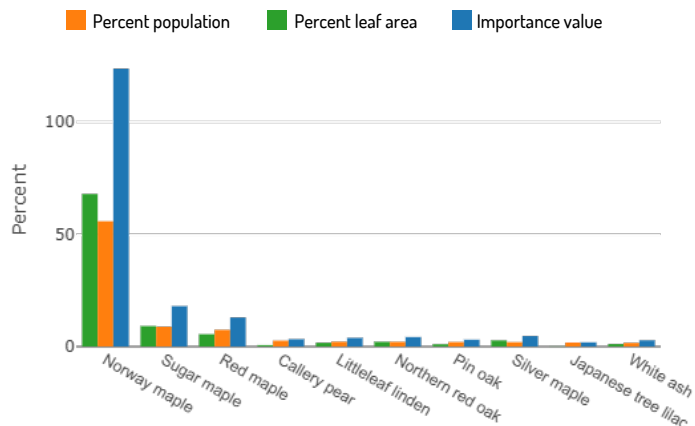
¹Total number of host trees includes any species or genus designated as a favored or occasional host of the pest or pathogen.

²Total annual value is the sum of the annual valuations of gross carbon sequestration, avoided runoff, and pollution removal.

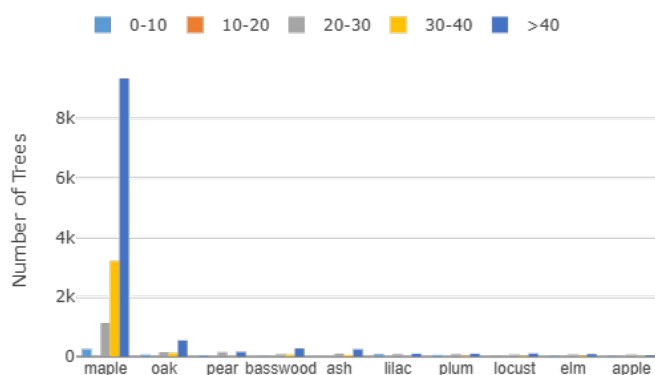
³Total structural value is the estimated local cost of having to replace similar trees and can be interpreted as the value at risk of being lost.

OVERVIEW OF TREE INVENTORY

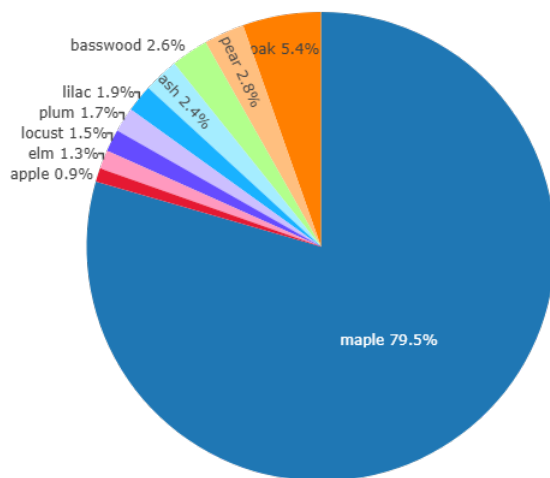
THE PERCENT POPULATION, PERCENT LEAF AREA, AND IMPORTANCE VALUE FOR THE 10 MOST ABUNDANT TREE SPECIES IN THE INVENTORY



DIAMETER DISTRIBUTION BY GENUS



PROPORTION OF TREES BY GENUS



Percent population is the proportion of trees of this species relative to the entire inventory. Leaf area is a measure of a tree's canopy cover; it is displayed here per species relative to the leaf area for all of the trees in the inventory. Importance value is a measure of how dominant a species is in the urban landscape and is calculated as the sum of the percent population and percent leaf area.

Diameter size classes (in inches) for the 10 most abundant genera in the inventory.

The proportion of inventoried trees displayed by genus. For clarity, only the 10 most common genera recorded in the inventory are displayed.

For more information visit www.uvm.edu/femc/cooperative/projects/urban_pests

PDF created: 01/27/2025