

# PLANT DIAGNOSTIC CLINIC 2024 ANNUAL REPORT



THE UNIVERSITY OF VERMONT  
**EXTENSION**



**Plant  
Diagnostic  
Clinic**

ANN HAZELRIGG, PH.D. - PDC DIRECTOR, EXTENSION PROFESSOR  
GIOVANNA SASSI, PH.D. - POSTDOCTORAL RESEARCHER

# THE UNIVERSITY OF VERMONT PLANT DIAGNOSTIC CLINIC 2024 ANNUAL REPORT

The University of Vermont Plant Diagnostic Clinic (UVM-PDC) processed 630 submitted samples from 01/01/2024-12/31/2024. This is the highest number of samples received since documentation began in 2017 through the Plant Diagnostic Information System (PDIS) and the National Data Repository (NDR) (FIGURE 1, TABLE 1) with 255 samples (40.5%) processed in August 2024.

UVM-PDC assists in diagnoses for a range of stakeholders from Vermont and neighboring northeastern or midwestern USA states. Researcher/Specialist(s) consist of our largest stakeholders and submitted 44.92% (283 samples), Grower/Farmer(s) 15.88% (100 samples), Arborist(s) 3.5% (22 samples), Homeowner/Home Gardener(s) 3.34% (21 samples), Crop Consultant 2.54% (16 samples), Agribusiness 2.38% (15 samples), Agent/Educator 2.06% (13 samples), Greenhouse/Hydroponic 0.96% (6 samples) and one sample each (0.16% each) from Museum, Nursery, Company/Firm, Garden center and other Individual(s). Out of a total of 630 samples, 23.66% (149 samples) CLIENT TYPE entries were left BLANK on sample submission forms (FIGURE 2, TABLE 2).

Of the 630 submitted samples, 583 (92.54%) were from 13 out of the 14 counties in Vermont with the exception of Essex County. The lack of samples submitted from Essex County (VT) poses an opportunity for outreach and diagnostic services to stakeholders in this community. Stakeholders from the counties of Grand Isle, Franklin and Chittenden submitted the most diagnostic samples for identification with 29.74% (174 samples), 28.21% (165 samples), and 21.71% (127 samples), respectively (TABLE 3). Of the remaining samples, 4.44% (28 samples), 1.59% (10 samples) and 0.95% (7 samples) were sent from Maine, Minnesota and New York States, respectively (FIGURE 3). The UVM-PDC has tracked the sample locations of 5% (30 samples) that were from an UNKNOWN or location left unrecorded by growers on our sample submission forms at the time of entry into PDIS. This indicates a need for a better system, perhaps an online app, to encourage submitters to enter crucial county data or zip codes with sample submission forms.

Plant disease identification services represented 85.72% (540 samples) requested whereas 13.34% (84 samples) required insect identification services, and nematode or plant weed identification services comprised of 0.16% (1 sample each) of the total samples submitted (FIGURE 4). One sample (0.16%) requested OTHER diagnostic services consisted of an earthworm (invasive jumping worm) identification, and 3 samples (0.48%) were left BLANK for service type requested that matched to 3 insect identifications of rhododendron.

Suspected seedborne fungi (40% combined across projects) from research collaborations and suspected insect samples (11.42%) for the CAPS survey were the top suspected problems submitted to the UVM-PDC with a total 353 samples (56.0%) analyzed (FIGURE 5). Other suspected problems are summarized in (TABLE 5) from PDIS and choices will be simplified for entries moving forward.

EXTENSION NON-COMMERCIAL samples comprised 49.37% (311 samples) of total samples analyzed at the UVM-PDC in 2024 (FIGURE 6, TABLE 6). These would include, for example, research samples from our collaboration with Heather Darby and northeastern USA growers of organic grain seedborne pathogens and fiber hemp seed testing. NON-EXTENSION COMMERCIAL samples comprised 32.38% (204 samples) of total samples submitted from commercial operations while 10.8% (68 samples) were submitted from homeowners (NON-EXTENSION NON-COMMERCIAL). EXTENSION COMMERCIAL (provide examples) submitted 7.3% (46 samples) check with Olivia for data entry.

PHYSICAL SAMPLES were submitted for 620 (98.4%) of the 630 total samples processed with 10 DIGITAL ONLY sample submissions in addition to 43 images included with 39 e-mail submission to support both physical and digital only sample. Submission of digital photo samples via e-mail continued in 2024, indicating a stakeholder need for digital diagnostic services perhaps because mailing or dropping off samples poses a challenge (FIGURE 7, TABLE 7). It may be time to consider implementing a digital sample submission system in 2025 to provide a streamlined and responsive service by UVM including a diagnostics questionnaire and fee payment. UVM's acquisition of Salesforce Customer Relation Management System (CRM) may provide an avenue, in conjunction with UVM Extension and Office of the Vice President of Research (OVPR), to implement pay-for-service system to generate revenue while improving the sample submission process for both grower and diagnostician.

## DISCUSS tables 8 & 9

The UVM-PDC remains committed to serving Vermont growers, homeowners and researchers for plant disease, insect and weed diagnoses and we welcome samples from out-of state stakeholders. Please review our website and submission guidelines before collecting and mailing samples.

Following report contains a summary of the samples submitted to the Plant Diagnostic Clinic from 01-01-2024 through 12-31-2024. A total of 630 sample(s) has been processed during this time.

**The following is the Sample Submission Breakdown for the Plant Diagnostic Clinic laboratory.**

For there are 0 sample(s) pending, 0 sample(s) preliminary, 630 sample(s) completed, 0 sample(s) archived.

*Table 1. PERSONNEL CHECKED-IN SAMPLES & CLIENT RESPONSES. The following Personnel provided checked-in samples for the laboratory from Jan 1, 2024, through Dec 31, 2024. This section reports sample check-ins performed only by diagnostician at laboratory. This section does not report the submitter check-ins. Hence, this section may not represent the total number of samples processed during this time period.*

Name
Giovanna Sassi, processed 228 sample(s).
Olivia Rist, processed 402 sample(s).

FIGURE 1. A, Sample submissions by Year; B, Sample submissions by Month across years 2017-2024; C, Sample submissions by Month for 2024.

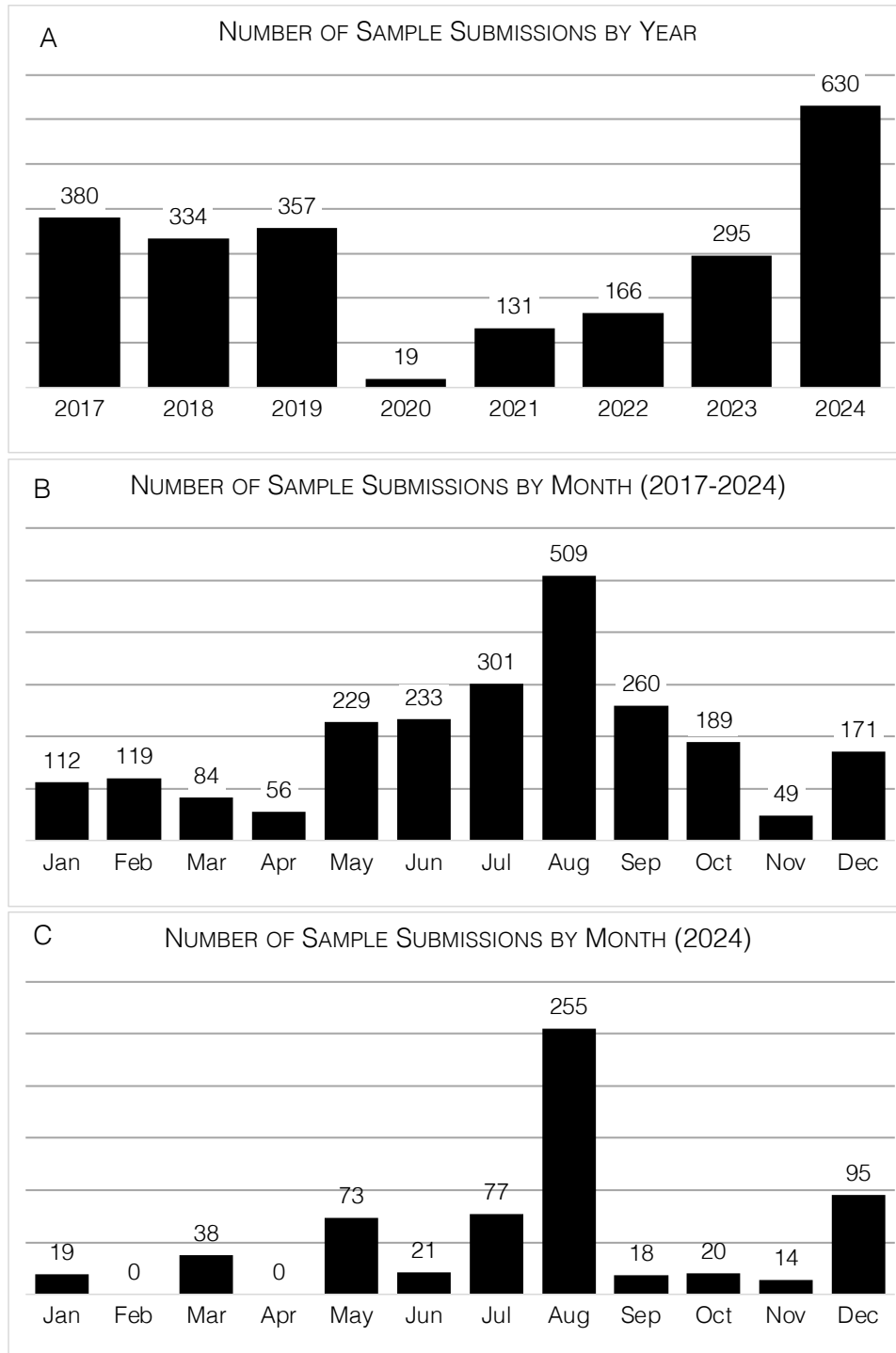


FIGURE 2. Sample submissions by client type.

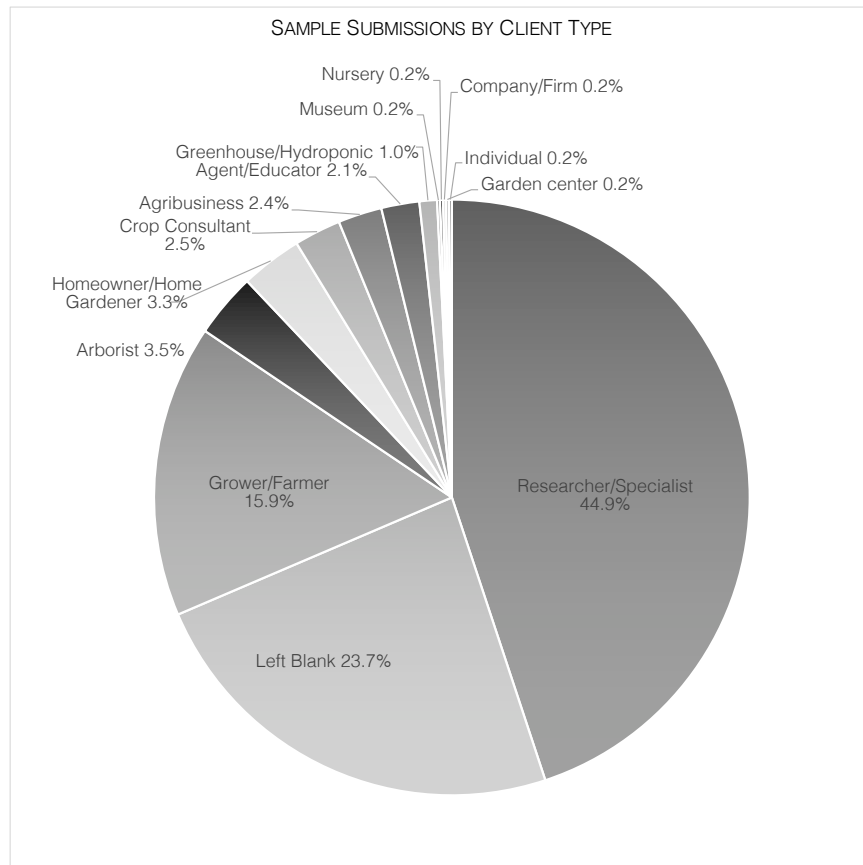


TABLE 2. Number of Sample Submissions by Client Type from Jan 1, 2024, through Dec 31, 2024. *This section reports the number of clients for each client type for the samples submitted during this time period. Each sample may involve one or more clients. Hence, this section does not represent the total number of samples processed during this time period.*

Client Type	Count	%
Researcher/Specialist	283	44.92
Left Blank	149	23.66
Grower/Farmer	100	15.88
Arborist	22	3.5
Homeowner/Home Gardener	21	3.34
Crop Consultant	16	2.54
Agribusiness	15	2.38
Agent/Educator	13	2.06
Greenhouse/Hydroponic	6	0.96
Museum	1	0.16
Nursery	1	0.16
Company/Firm	1	0.16
Garden center	1	0.16
Individual	1	0.16
<b>Total</b>	<b>630</b>	<b>100</b>

FIGURE 3. State of sample origin

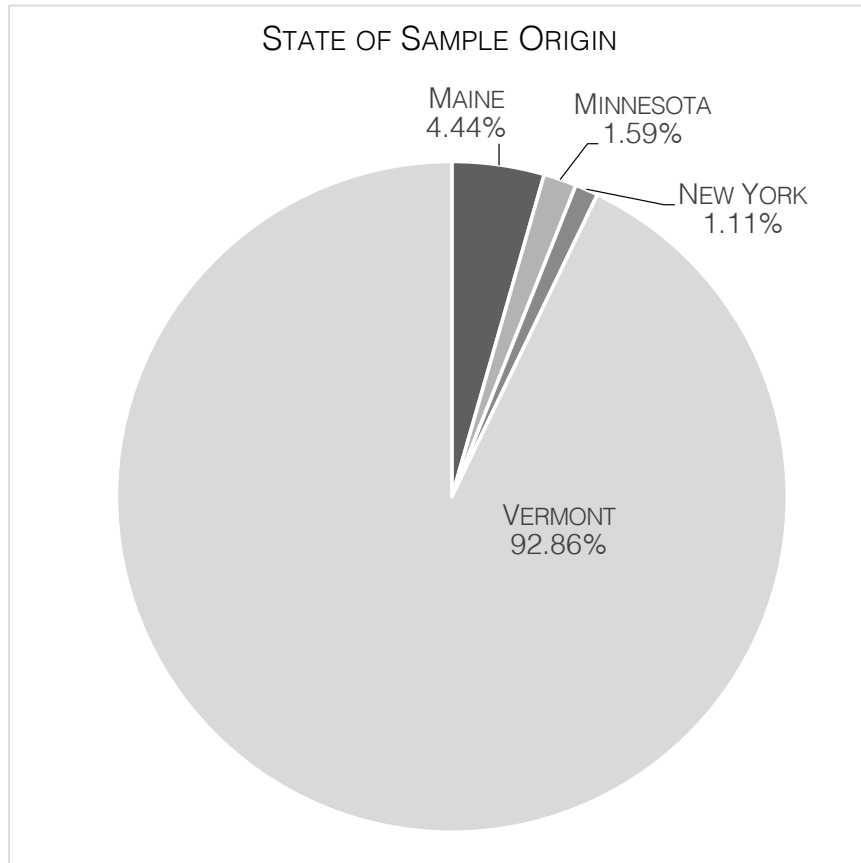


TABLE 3. Samples originated from the following states and counties from Jan 1, 2024, through Dec 31, 2024. *This section reports the samples from all statuses. Hence, this section represents the total number of samples processed during this time period.*

State	County	Number of Samples	%
ME	Piscataquis	28	4.44%
ME	STATE TOTAL	28	4.44%
MN	Freeborn	10	1.59%
MN	STATE TOTAL	10	1.59%
NY	Columbia	2	0.32%
NY	Dutchess	3	0.48%
NY	Essex	1	0.16%
NY	Niagara	1	0.16%
NY	STATE TOTAL	7	1.11%
VT	Addison	24	3.81%
VT	Bennington	6	0.95%
VT	Caledonia	5	0.79%
VT	Chittenden	127	20.16%
VT	Franklin	165	26.19%
VT	Grand Isle	174	27.62%
VT	Lamoille	17	2.70%
VT	Orange	22	3.49%
VT	Orleans	9	1.43%
VT	Rutland	7	1.11%
VT	Washington	13	2.06%
VT	Windham	5	0.79%
VT	Windsor	11	1.75%
VT	STATE TOTAL	585	92.86%
GRAND TOTAL		630	

FIGURE 4. Type of diagnosis needed by % Percent of total.

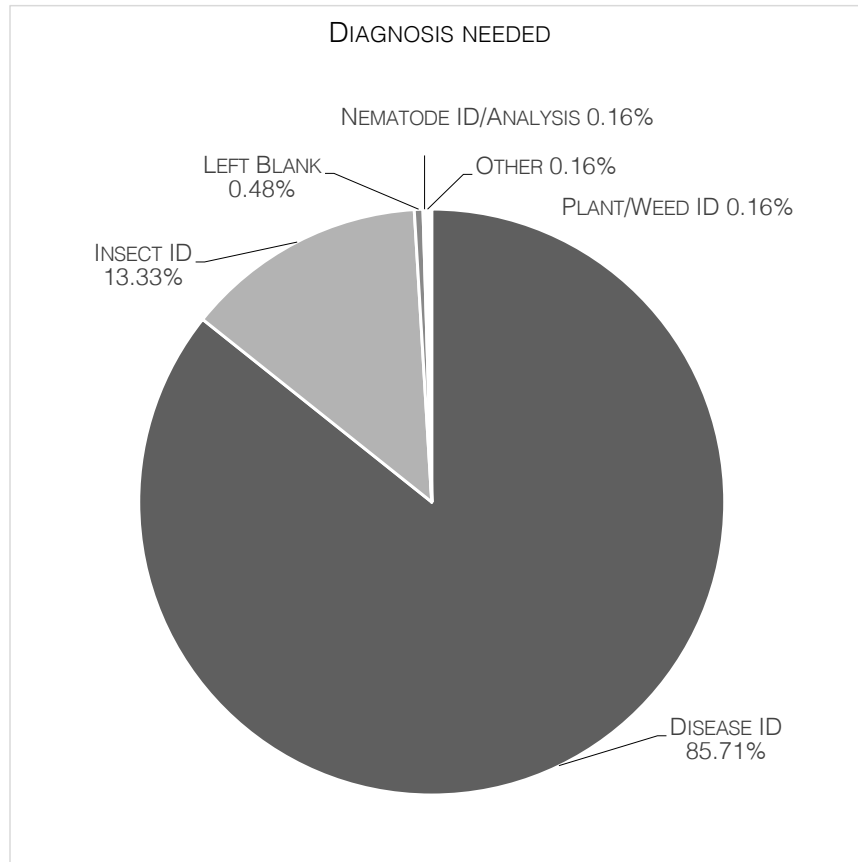


TABLE 4. Number of Sample Submissions by Diagnosis Needed from Jan 1, 2024, through Dec 31, 2024. *This section reports diagnosis needed for the samples from all statuses. Hence, this section represents the total number of samples processed during this time period.*

<b>Diagnosis Needed</b>	<b>Number of Samples</b>	<b>%</b>
Disease ID	540	85.72
Insect ID	84	13.34
Left Blank	3	0.48
Nematode ID/Analysis	1	0.16
Other	1	0.16
Plant/Weed ID	1	0.16
<b>Total</b>	<b>630</b>	<b>100.</b>

FIGURE 5. Percent of sample submissions by diagnosis needed and suspected problems for the subset research and survey samples in 2024.

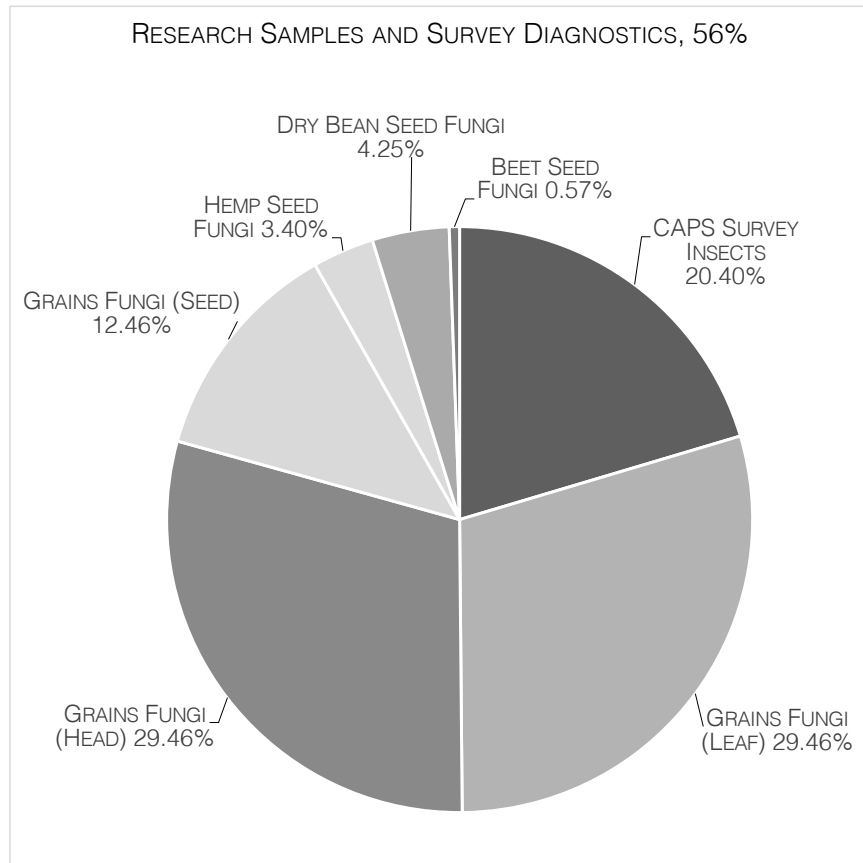


TABLE 5. Number of Sample Submissions by Suspected Problem from Jan 1, 2024, through Dec 31, 2024. *This section reports suspected problem for the samples from all statuses. Hence, this section represents the total number of samples processed during this time period.*

Suspected Problem	Number of Samples	%
CAPS Survey Summer 2024	72	11.42
Winter Grains Disease Survey 2024- Heads assessmer	57	9.04
Winter Grains Disease Survey 2024 - Leaves	54	8.58
2024 Spring Grain Disease Survey- Leaf Assessment	48	7.62
2024 Spring Grain Disease Survey- Grain Head Assess	47	7.46
organic grains fungal pathogen seed testing	33	5.24
leaf spot	17	2.7
Left Blank	12	1.9
Hemp Seed Pathogen Survey	12	1.9
bean fungal pathogens screen	11	1.74
Alternaria	11	1.74
Fusarium	11	1.74
leaf lesions and spots	9	1.42
leaf spots	6	0.96
OREI Grains Survey Seed Testing Hudson Valley Farm	6	0.96
Spotting and discoloration	5	0.8
OREI Grains SURVEY Seed Testing	5	0.8
crown rot	5	0.8
cercospora	4	0.64
bulb rot	4	0.64
carrot rust fly	4	0.64
Bean Seed Testing	4	0.64
dieback	3	0.48
Phoma	3	0.48
nematodes	2	0.32
oedema	2	0.32
leaf spots between veins	2	0.32
powdery mildew	2	0.32
scale	2	0.32
generalized death	2	0.32
leaf blight	2	0.32
mold	2	0.32
mold?	2	0.32
dothistroma needle blight	2	0.32
insect damage	2	0.32
Dying plant	2	0.32
Beet Seed Testing	2	0.32
beetle	2	0.32
abiotic disorder	2	0.32
aphids	2	0.32
bottom rot	2	0.32
white grub	2	0.32
Winter Grains Disease Survey 2024-Leaves	2	0.32
yellow browning in veins	1	0.16
yellow moldy spots	1	0.16
pathches of round lesions on leaves	1	0.16
peach leaf curl	1	0.16
penicillium	1	0.16
white mold	1	0.16
white mold and black growth	1	0.16
white powder	1	0.16
white smut	1	0.16
White spots on leaves	1	0.16
Wiltng and damaged crown	1	0.16
wiltng, powdery lesions	1	0.16
stem canker	1	0.16
stunted/curlng leaves	1	0.16
Tarnish Plant Bug	1	0.16
Tip dieback-uniform	1	0.16
Tip dying back	1	0.16
tree hopper	1	0.16
vascular browning	1	0.16
volutella blight	1	0.16
Water soaked dark green lesions	1	0.16
water soaked dark green lesions with pink halo	1	0.16
Webby strands, dry buds and leaves	1	0.16
branches brown all the way to the stem	1	0.16
Branches on 1/5 of crown, one side of tree wiltng out	1	0.16
Brown lesion along vein	1	0.16
Brown lesions	1	0.16
Brown rough patch on pod	1	0.16
Brown spots on leaves, senescence, no stems, twigs	1	0.16
brown, grey lesions	1	0.16
browning on old and new growth	1	0.16
Browning on stem	1	0.16
Browning? Mites/fungus?	1	0.16
cedar apple rust	1	0.16
cedar quince rust	1	0.16
bumpy, corky, roots	1	0.16
Burns between leaf veins	1	0.16
Alternria	1	0.16
Angular leaf spot	1	0.16
Aster yellows	1	0.16
bacterial	1	0.16
Banding lesion, red and yellow	1	0.16
basal rot?	1	0.16
Base rot, stem head bleaching and dying back, no root	1	0.16
downy mildew	1	0.16
Downy Mildew or Powdery Mildew	1	0.16
Beetle ID	1	0.16
black leg lesions	1	0.16
blackish lesions on stems and pod	1	0.16
blight	1	0.16
botryosphaeria	1	0.16
botrytis	1	0.16
Dying Plants	1	0.16
feeding on flowers	1	0.16
felt blight	1	0.16
fertilizer	1	0.16
Flagging	1	0.16
flea beetle	1	0.16
fungal pathogen	1	0.16
fungus gnat	1	0.16
Fungus ID	1	0.16
insect feeding	1	0.16
insect feeding, powdery mildew	1	0.16
iris borer	1	0.16
iron deficiency	1	0.16
jumpng worms	1	0.16
late blight	1	0.16
leaf and fruit spot	1	0.16
Downy Mildew	1	0.16
dieback, leaf curl	1	0.16
crystal spots, insects	1	0.16
damping off/root rots	1	0.16
dark green leaves, yellow spots between veins	1	0.16
Dead leaves	1	0.16
dempng off	1	0.16
chimera	1	0.16
cladosporium	1	0.16
cold injury	1	0.16
cold injury	1	0.16
Constriction on radish cracks	1	0.16
corn rot	1	0.16
Corn fungal pathogens screen	1	0.16
monilinia	1	0.16
moss	1	0.16
needle blight	1	0.16
needle browning and dieback	1	0.16
needle cast	1	0.16
needlecast	1	0.16
lesions, red bark, crown	1	0.16
lichen	1	0.16
line bug	1	0.16
magnolia scale	1	0.16
margins dying and general death	1	0.16
melting down	1	0.16
melting down, aphid?	1	0.16
leaf blisters	1	0.16
leaf damage	1	0.16
leaf lesions	1	0.16
Grass ID	1	0.16
Halo Blight	1	0.16
heart rot	1	0.16
leaf margin and tips dying, Scattered brown dots	1	0.16
leaf margins necrotic, little dots	1	0.16
Leaf mold	1	0.16
fusicoccum	1	0.16
Galls	1	0.16
leaf spot, stem leasions, purple with brown center	1	0.16
Senescent leaves, brown and seiridium	1	0.16
septoria	1	0.16
slug damage	1	0.16
Small brown spots	1	0.16
Softening/spotting	1	0.16
Spot and pycnidia, concentrated lesions	1	0.16
Spots	1	0.16
Spots on leaves and petioles	1	0.16
Spots, blight on leaves	1	0.16
spotted wing drosophila	1	0.16
Spotting	1	0.16
Purplish brown spotting on leaves	1	0.16
Red root/Rhizome, Leaf Spot	1	0.16
Red spots/pycnidia	1	0.16
Red-vein	1	0.16
rhizosphaera needle cast	1	0.16
rhizosphaeria needlecast	1	0.16
rhizosphere needle cast	1	0.16
Ring spotting/black spots	1	0.16
root rot	1	0.16
root rot, wiltng, dieback	1	0.16
root/crown rot	1	0.16
rot on vine	1	0.16
rotting vegetable	1	0.16
Leaf spots, stem canker	1	0.16
leaf spots, stem lesions	1	0.16
leafhopper	1	0.16
leaves cupping inward, slight chlorosis in a speckled p	1	0.16
leaves turning black	1	0.16
orange spots, streaks and lesions	1	0.16
phytophthora	1	0.16
phytophthora root problem	1	0.16
phytophthora suspected	1	0.16
phytoplasma disease	1	0.16
Phytothora	1	0.16
phytotoxicity	1	0.16
pink rot	1	0.16
Pink Spots	1	0.16
Plant damage	1	0.16
plants are dying	1	0.16
pectosporium	1	0.16
pod lesions/spots	1	0.16
Total	630	100

FIGURE 6. Percent of samples by Sample Source.

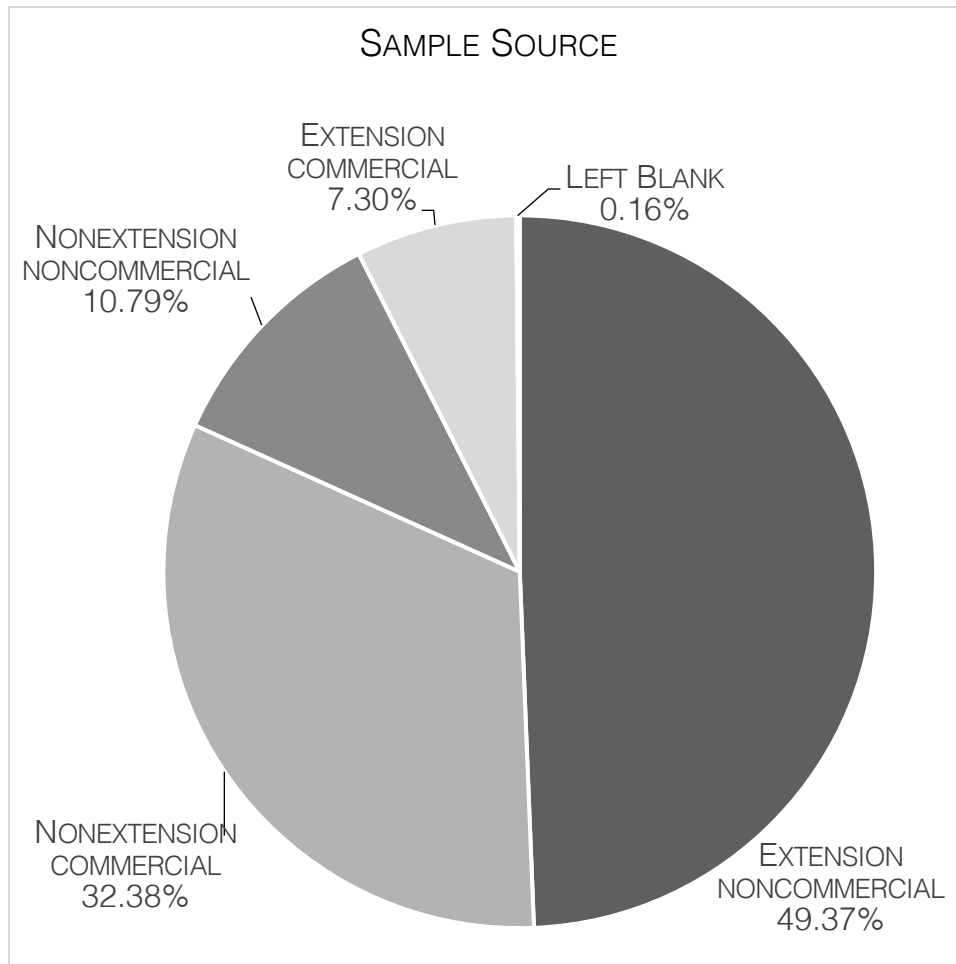


TABLE 6. Number of Sample Submissions by Sample Source from Jan 1, 2024, through Dec 31, 2024. *This section reports sample source for the samples from all statuses. Hence, this section represents the total number of samples processed during this time period.*

Sample Source	Number of Samples	%
Extension noncommercial	311	49.36
Nonextension commercial	204	32.38
Nonextension noncommercial	68	10.8
Extension commercial	46	7.3
Left Blank	1	0.16
Total	630	100.

FIGURE 7. Percent of Sample Submissions by Type of Sample for 2024.

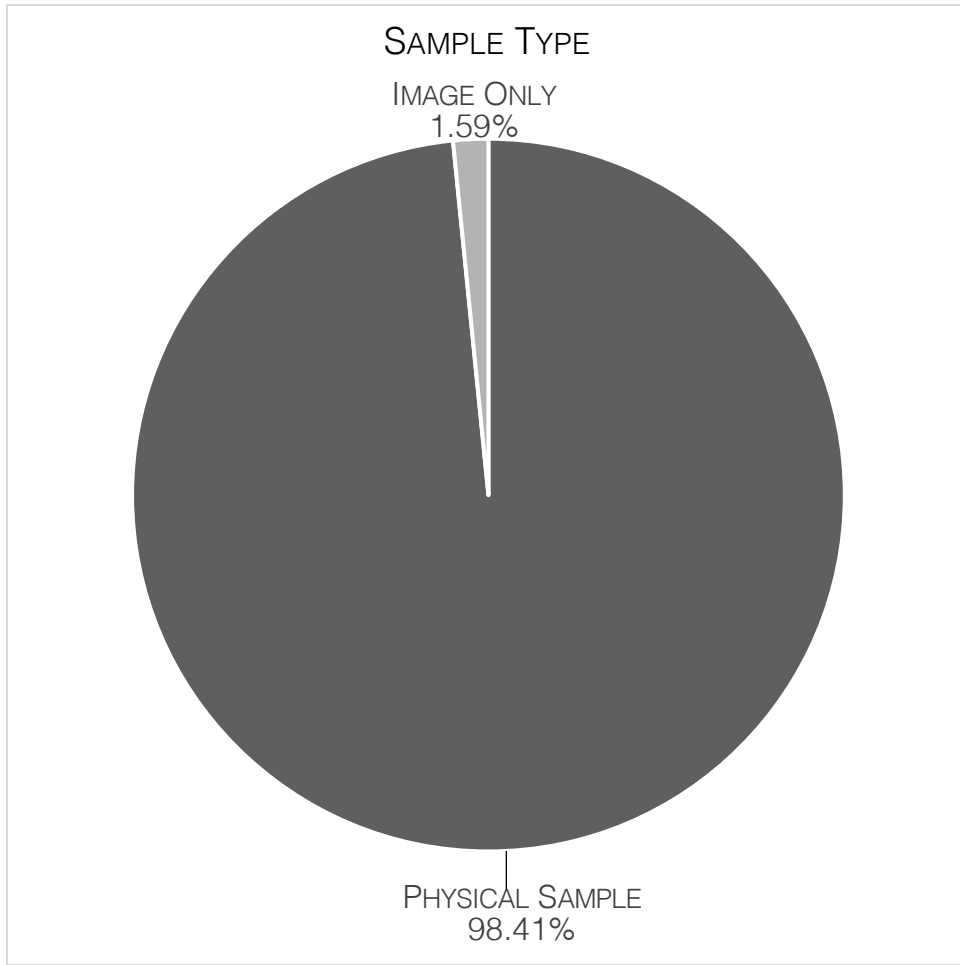


TABLE 7. Number of Sample Submissions by Type of Sample from Jan 1, 2024, through Dec 31, 2024. *This section reports sample type for the samples from all statuses. Hence, this section represents the total number of samples processed during this time period.*

<b>Sample Type</b>	<b>Number of Samples</b>	<b>%</b>
Physical Sample	620	98.42
Image Only	10	1.58
Total	630	100

TABLE 8. Number of Sample Submissions by Sample Category from Jan 1, 2024, through Dec 31, 2024. *Notes: This section reports sample category for samples from all statuses. Hence, this section represents the total number of samples processed during this time period.*

<b>Sample Category</b>	<b>Count</b>	<b>%</b>
Small Grains - wheat,oats,barley	275	43.66
Vegetables	96	15.24
InsectID	70	11.12
Field crops	42	6.66
Fruit	28	4.44
Woody ornamental - Deciduous	26	4.12
Woody ornamental - Evergreen	22	3.5
Nuts/seeds	18	2.86
Perennial	18	2.86
Annual	12	1.9
Multiple hosts	10	1.58
Christmas trees	4	0.64
Groundcover/vines	3	0.48
Small Fruit	2	0.32
Other	1	0.16
Mushroom/mold	1	0.16
Left Blank	1	0.16
Animal/human	1	0.16
<b>Total</b>	<b>630</b>	<b>100</b>

Table 9. Number of Sample Submissions by Sample Material Submitted from Jan 1, 2024, through Dec 31, 2024. *Notes: This section reports sample material submitted for the samples from all statuses. Each sample may have one or more sample materials submitted. Hence, this section does not represent the total number of samples processed.*

<b>Sample Material Submitted</b>	<b>Number of Samples</b>	<b>%</b>
Adult Insect	76	10.2%
Branches/twigs	35	4.7%
Bulbs	6	0.8%
Cutting	1	0.1%
Email	39	5.2%
Entire plant	24	3.2%
Flowers	12	1.6%
Fruit/seed	223	30.0%
Immature insect	4	0.5%
Insect pupa	1	0.1%
Leaves/needles	252	33.9%
Photos	29	3.9%
Roots	15	2.0%
Stems	24	3.2%
Tubers	1	0.1%
Worm	1	0.1%

Table 10. Frequency of lab method used for diagnostic determination.

<b>Lab Method</b>	<b>Lab Method Abbreviation</b>	<b>Count</b>
Bioassay	BAS	26
Culturing	CLT	291
ELISA	ELS	3
Image	IMG	43
Inclusion Body	INC	2
Incubation	INU	840
Molecular (Other)	MCL	2
Microscopic	MIC	1637
Nematode Extraction	NME	3
Tissue Analysis	TAN	14
Visual Observation	VIS	1519

Table 11. Number of Sample Submissions and Diagnosis/ID by Host/Habitat from Jan 1, 2024, through Dec 31, 2024. *Notes: This section reports samples from all statuses. Each sample may have one or more diagnosis/identification and hence this section does not represent the total number of samples processed.*

Host Name	Pest Name	Confirmed	Not Detected	Suspected	Undetermined	left Blank	Total
()	Azalea leafminer (Caloptilia azaleella)	1	0	0	0	0	1
()	Christmas berry webworm (Cryptoblabes gnidiella)	0	8	0	0	0	8
()	European grapevine moth (Lobesia botrana)	0	8	0	0	0	8
()	Mossy stonecrop (Sedum acre)	0	0	1	0	0	1
()	Predatory fungus gnats (Family Keroplatidae)	0	0	1	0	0	1
()	Rhododendron gall midge (Clinodiplosis rhododendri)	1	0	0	0	0	1
()	Summer fruit Tortrix moth (Adoxophyes orana)	0	8	0	0	0	8
()	Water contaminants (Plant material; pollen/ tricombs)	1	0	0	0	0	1
()	Waterferns (Family Azollaceae)	1	0	0	0	0	1
()	Dallisgrass (Paspalum dilatatum)	0	0	1	0	0	1
()	Spotted lanternfly (Lycorma delicatula)	0	8	0	0	0	8
()	Crabgrass (Digitaria sp./spp.)	0	0	1	0	0	1
()	Earthworm (Lumbricus terrestris)	1	0	0	0	0	1
()	Giant black water scavenger beetle (Hydrophilus triangularis)	0	0	1	0	0	1
()	European cherry fruit fly (Rhagoletis cerasi)	0	8	0	0	0	8
()	Goosegrass (Eleusine sp./spp.)	0	0	1	0	0	1
()	Rose chafer (Macrodactylus subspinosus)	1	0	0	0	0	1
()	Lace bug (Stephanitis sp./spp.)	1	0	0	0	0	1
()	Plum fruit moth (Grapholita funebrana)	0	8	0	0	0	8
()	X-disease (Prunus spp.) (Candidatus Phytoplasma pruni 16SrIII)	0	8	0	0	0	8
()()	Spotted lanternfly (Lycorma delicatula)	0	64	0	0	0	64
()()	Summer fruit Tortrix moth (Adoxophyes orana)	0	64	0	0	0	64
()()	European cherry fruit fly (Rhagoletis cerasi)	0	64	0	0	0	64
()()	Christmas berry webworm (Cryptoblabes gnidiella)	0	64	0	0	0	64
()()	European grapevine moth (Lobesia botrana)	0	64	0	0	0	64
()()	Plum fruit moth (Grapholita funebrana)	0	64	0	0	0	64
()()	X-disease (Prunus spp.) (Candidatus Phytoplasma pruni 16SrIII)	0	64	0	0	0	64
Allium; Onions; leeks; garlic (Allium sp./spp.)	Skin blotch (Embellisia allii)	1	0	0	0	0	1
Anemone (Anemone sp./spp.)	Leaf curl (Colletotrichum acutatum)	1	0	0	0	0	1

Apple tree ( )	Leaf spot (Marssonina sp./spp.)	1	0	0	0	0	1
Arborvitae (Thuja occidentalis)	Needle blight; Leaf blight (Botryosphaeria sp./spp.)	0	0	1	0	0	1
Arborvitae (Thuja occidentalis)	Tip blight (Diplodia sp./spp.)	0	0	1	0	0	1
Arborvitae (Thuja occidentalis)	Pestalotiopsis needle blight; Tip blight (Pestalotiopsis sp./spp.)	0	0	1	0	0	1
Arborvitae (Thuja sp./spp.)	Dieback; Canker; Twig blight (Botryosphaeria sp./spp.)	1	0	0	0	0	1
Arborvitae (Thuja sp./spp.)	Pestalotiopsis needle blight; Tip blight (Pestalotiopsis sp./spp.)	1	0	0	0	0	1
Arugula (Eruca vesicaria)	Bacterial leaf spot (Pseudomonas sp./spp.)	1	0	0	0	0	1
Asparagus (Asparagus officinalis)	Asparagus beetle (Crioceris asparagi)	1	0	0	0	0	1
Austrian Pine (Pinus nigra)	Dothistroma needle blight (Dothistroma sp./spp.)	1	0	0	0	0	1
Azalea; Rhododendron (Rhododendron sp./spp.)	Undetermined injury (Unidentified agent)	0	0	0	1	0	1
Balsam Fir (Abies balsamea)	Armillaria root rot; Butt rot (Armillaria sp./spp.)	1	0	0	0	0	1
Balsam Fir (Abies balsamea)	Rhizosphaera needle cast (Rhizosphaera sp./spp.)	1	0	0	0	0	1
Balsam Fir (Abies balsamea)	Crown rot; Root rot; Stem rot (Phytophthora sp./spp.)	1	0	0	0	0	1
Barley (Hordeum sp./spp.)	Head blight (Fusarium graminearum)	15	0	0	0	0	15
Barley (Hordeum sp./spp.)	Helminthosporium diseases (Pyrenophora sp./spp.)	3	0	0	0	0	3
Barley (Hordeum sp./spp.)	Leaf spot (Bipolaris sorokiniana)	16	0	0	0	0	16
Barley (Hordeum sp./spp.)	Glume blotch (Septoria tritici)	3	0	0	0	0	3
Barley (Hordeum sp./spp.)	Seedling blight (Fusarium sp./spp.)	3	0	0	0	0	3
Barley (Hordeum sp./spp.)	Tan spot; Yellow leaf spot (Pyrenophora tritici-repentis)	13	0	0	0	0	13
Barley (Hordeum sp./spp.)	Leaf rust; Rust (Puccinia sp./spp.)	17	0	0	0	0	17
Barley (Hordeum sp./spp.)	Leaf spot (Parastagonospora nodorum)	2	0	0	0	0	2
Barley (Hordeum sp./spp.)	Smut (Ustilago sp./spp.)	8	0	0	0	0	8
Barley (Hordeum sp./spp.)	Bipolaris spot blotch (Bipolaris sp./spp.)	3	0	0	0	0	3
Barley (Hordeum sp./spp.)	Cladosporium black head mold (Cladosporium sp./spp.)	2	0	0	0	0	2
Barley (Hordeum sp./spp.)	Glume blotch (Parastagonospora nodorum)	7	0	0	0	0	7
Barley (Hordeum sp./spp.)	Pink snow mold; Fusarium patch (Microdochium nivale)	1	0	0	0	0	1
Barley (Hordeum sp./spp.)	Powdery mildew (Erysiphe sp./spp.)	3	0	0	0	0	3

Barley (Hordeum sp./spp.)	Alternaria leaf and head blight (Alternaria sp./spp.)	5	0	0	0	0	5
Barley (Hordeum sp./spp.)	Alternaria leaf spot (Alternaria sp./spp.)	2	0	0	0	0	2
Barley (Hordeum sp./spp.)	Fusarium blight (Fusarium sp./spp.)	2	0	0	0	0	2
Barley (Hordeum sp./spp.)	Smut (Urocystis sp./spp.)	7	0	0	0	0	7
Barley (Hordeum sp./spp.)	Cereal/ grass disease (Bipolaris sp./spp.)	1	0	0	0	0	1
Barley (Hordeum sp./spp.)	Alternaria head rot (Alternaria sp./spp.)	1	0	0	0	0	1
Barley (Hordeum vulgare)	Smut (Ustilago sp./spp.)	1	0	0	0	0	1
Barley (Hordeum vulgare)	Leaf spot (Bipolaris sp./spp.)	1	0	0	0	0	1
Basil ( )	Downy mildew (Peronospora sp./spp.)	1	0	0	0	0	1
Bean (Phaseolus sp./spp.)	Bean aphid (Aphis fabae)	1	0	0	0	0	1
Bean (Phaseolus sp./spp.)	Cercospora leaf spot (Cercospora sp./spp.)	3	0	0	0	0	3
Bean (Phaseolus sp./spp.)	Charcoal rot (Macrophomina sp./spp.)	2	0	0	0	0	2
Bean (Phaseolus sp./spp.)	Magnesium deficiency (Abiotic disorder)	0	0	1	0	0	1
Bean (Phaseolus sp./spp.)	Phoma leaf spot (Phoma sp./spp.)	3	0	0	0	0	3
Bean (Phaseolus sp./spp.)	Seed rot (Alternaria sp./spp.)	4	0	0	0	0	4
Bean (Phaseolus sp./spp.)	Ascochyta blight (Ascochyta sp./spp.)	1	0	0	0	0	1
Bean (Phaseolus sp./spp.)	Ascochyta leaf spot (Ascochyta sp./spp.)	1	0	0	0	0	1
Bean (Phaseolus sp./spp.)	Bean Fusarium yellows (Fusarium oxysporum f.sp. phaseoli)	2	0	0	0	0	2
Bean (Phaseolus sp./spp.)	Aphis aphids (Aphis sp./spp.)	1	0	0	0	0	1
Bean (Phaseolus sp./spp.)	Fusarium leaf spot (Fusarium sp./spp.)	1	0	0	0	0	1
Bean (Phaseolus sp./spp.)	Potassium deficiency (Abiotic disorder)	0	0	1	0	0	1
Bean (Phaseolus sp./spp.)	Alternaria leaf spot (Alternaria sp./spp.)	3	0	0	0	0	3
Bean (Phaseolus sp./spp.)	White mold (Sclerotinia sp./spp.)	1	0	0	0	0	1
Bean (Phaseolus sp./spp.)	Bean anthracnose (Colletotrichum lindemuthianum)	4	0	0	0	0	4
Bean (Phaseolus sp./spp.)	Rhizoctonia pod rot (Rhizoctonia sp./spp.)	4	0	0	0	0	4
Bean (Phaseolus sp./spp.)	Whitefly (Bemisia sp./spp.)	1	0	0	0	0	1
bean pods ( )	Alternaria leaf and pod spot (Alternaria alternata)	1	0	0	0	0	1
Beebalm; Horsemint (Monarda sp./spp.)	Damping off (Fusarium sp./spp.)	1	0	0	0	0	1
Blue Spruce (Picea pungens)	Twospotted spider mite (Tetranychus urticae)	1	0	0	0	0	1
Blue Spruce (Picea pungens)	Rhizosphaera needle cast (Rhizosphaera kalkhoffii)	0	0	1	0	0	1
Blue Spruce (Picea pungens)	Rhizosphaera needle cast (Rhizosphaera sp./spp.)	1	0	0	0	0	1
Blueberry (Vaccinium sp./spp.)	Mummy berry (Monilinia vaccinii-corymbosi)	1	0	0	0	0	1

Blueberry (Vaccinium sp./spp.)	Spotted wing Drosophila (Drosophila suzukii)	0	0	1	0	0	1
Blueberry (Vaccinium sp./spp.)	Anthraco nose (Colletotrichum sp./spp.)	1	0	1	0	0	2
Blueberry (Vaccinium sp./spp.)	Exobasidium leaf and fruit spot (Exobasidium maculosum)	1	0	0	0	0	1
Blueberry (Vaccinium sp./spp.)	Twig blight (Fusicoccum sp./spp.)	1	0	0	0	0	1
Blueberry (Vaccinium sp./spp.)	Septoria leaf spot (Septoria sp./spp.)	0	0	1	0	0	1
Boxwood (Buxus sp./spp.)	Boxwood psyllid (Psylla buxi)	2	0	0	0	0	2
Boxwood (Buxus sp./spp.)	Oedema; Edema (Abiotic disorder)	0	0	0	0	1	1
Boxwood (Buxus sp./spp.)	Volutella leaf blight; Dieback (Volutella sp./spp.)	1	0	0	0	0	1
Boxwood (Buxus sp./spp.)	Boxwood mite (Eurytetranychus buxi)	0	0	1	0	0	1
Boxwood (Buxus sp./spp.)	Dothiorella leaf spot (Dothiorella sp./spp.)	1	0	0	0	0	1
Boxwood (Buxus sp./spp.)	Fusarium leaf spot (Fusarium sp./spp.)	1	0	0	0	0	1
Boxwood (Buxus sp./spp.)	Boxwood Macrophoma leaf spot (Macrophoma candollei)	1	0	0	0	0	1
Brassica ( ) ( )	Swede midge (Contarinia nasturtii)	1	0	0	0	0	1
Broccoli (Brassica oleracea var. botrytis)	Alternaria leaf spot (Alternaria sp./spp.)	1	0	0	0	0	1
Brome Grasses (Bromus sp./spp.)	Leaf rust; Rust (Puccinia sp./spp.)	2	0	0	0	0	2
Brome Grasses (Bromus sp./spp.)	Cladosporium leaf spot (Cladosporium sp./spp.)	1	0	0	0	0	1
Brome Grasses (Bromus sp./spp.)	Tan spot; Yellow leaf spot (Pyrenophora tritici-repentis)	1	0	0	0	0	1
Brussels-sprouts (Brassica oleracea var. gemmifera)	Black leg (Phoma sp./spp.)	1	0	0	0	0	1
Bugle-weed (Ajuga sp./spp.)	Rhizoctonia damping off (Rhizoctonia sp./spp.)	1	0	0	0	0	1
Bugle-weed (Ajuga sp./spp.)	Crown rot; Root rot; Stem rot (Phytophthora sp./spp.)	1	0	0	0	0	1
Bur Oak (Quercus macrocarpa)	Anthraco nose (Apiognomonina errabunda)	1	0	0	0	0	1
Bur Oak (Quercus macrocarpa)	Cytospora canker; Dieback (Cytospora sp./spp.)	1	0	0	0	0	1
Burning Bush (Euonymus atropurpurea)	Powdery mildew (Erysiphe sp./spp.)	0	1	0	0	0	1
Burning Bush (Euonymus atropurpurea)	Aphis aphids (Aphis sp./spp.)	0	1	0	0	0	1

Canaan Fir ( <i>Abies balsamea phanerolepsis</i> )	Rhizosphaera needle cast ( <i>Rhizosphaera</i> sp./spp.)	1	0	0	0	0	1
Canaan Fir ( <i>Abies balsamea phanerolepsis</i> )	Insect damage (Class Insecta)	1	0	0	0	0	1
Canaan Fir ( <i>Abies balsamea phanerolepsis</i> )	Needle blight; Leaf blight ( <i>Botryosphaeria</i> sp./spp.)	1	0	0	0	0	1
Canaan Fir ( <i>Abies balsamea phanerolepsis</i> )	Phytophthora dieback; Blight ( <i>Phytophthora</i> sp./spp.)	1	0	0	0	0	1
Cantaloupe; Cantaloupe ( <i>Cucumis melo cantalupensis</i> )	Cucurbit gummy stem blight ( <i>Stagonosporopsis cucurbitacearum</i> )	1	0	0	0	0	1
Cantaloupe; Cantaloupe ( <i>Cucumis melo cantalupensis</i> )	<i>Alternaria</i> leaf blight and spot ( <i>Alternaria cucumerina</i> )	2	0	0	0	0	2
Cape Primrose ( <i>Streptocarpus</i> sp./spp.)	Powdery mildew ( <i>Erysiphe</i> sp./spp.)	1	0	0	0	0	1
Carrot ( <i>Daucus carota sativus</i> )	Bacterial soft rot ( <i>Erwinia carotovora carotovora</i> )	1	0	2	0	0	3
Carrot ( <i>Daucus carota sativus</i> )	Root rot ( <i>Thielaviopsis</i> sp./spp.)	1	0	0	0	0	1
Carrot ( <i>Daucus carota sativus</i> )	Crown and root rot ( <i>Phoma apiicola</i> )	0	0	1	0	0	1
Carrot ( <i>Daucus carota sativus</i> )	Root rot ( <i>Phytophthora</i> sp./spp.)	0	0	1	0	0	1
Carrot ( <i>Daucus carota sativus</i> )	Carrot rust fly ( <i>Psila rosae</i> )	0	0	4	0	0	4
Christmas Cactus ( <i>Opuntia leptocaulis</i> )	Angular leaf spot ( <i>Cercospora</i> sp./spp.)	1	0	0	0	0	1
Chrysanthemum ( <i>Chrysanthemum</i> sp./spp. hybrids)	Powdery mildew ( <i>Golovinomyces</i> sp./spp.)	1	0	0	0	0	1
Chrysanthemum ( <i>Chrysanthemum</i> sp./spp. hybrids)	Tortricid leafroller ( <i>Choristoneura</i> sp./spp.)	0	0	1	0	0	1
Cole Crops ( <i>Brassica</i> sp./spp.)	Cabbage flea beetle ( <i>Phyllotreta cruciferae</i> )	0	0	1	0	0	1
Collards ( <i>Brassica oleracea</i> var. <i>acephala</i> )	Crown and root rot ( <i>Phytophthora</i> sp./spp.)	1	0	0	0	0	1
Common Apple ( <i>Malus sylvestris</i> )	Buffalo treehopper ( <i>Stictocephala bisonia</i> )	0	0	1	0	0	1
Common Apple ( <i>Malus sylvestris</i> )	Oystershell scale ( <i>Lepidosaphes ulmi</i> )	1	0	0	0	0	1

Common Fig (Ficus carica)	Cercospora leaf spot (Cercospora sp./spp.)	1	0	0	0	0	1
Common Fig (Ficus carica)	Phoma leaf spot (Phoma sp./spp.)	1	0	0	0	0	1
Common Wheat (Triticum aestivum)	Cercospora leaf spot (Cercospora sp./spp.)	6	0	0	0	0	6
Common Wheat (Triticum aestivum)	Helminthosporium diseases (Pyrenophora sp./spp.)	11	0	0	0	0	11
Common Wheat (Triticum aestivum)	Ascochyta leaf spot (Ascochyta sp./spp.)	15	0	0	0	0	15
Common Wheat (Triticum aestivum)	Cereal scab (Fusarium graminearum)	1	0	0	0	0	1
Common Wheat (Triticum aestivum)	Tan spot (Drechslera sp./spp.)	1	0	0	0	0	1
Common Wheat (Triticum aestivum)	Glume blotch (Stagonospora nodorum)	1	0	0	0	0	1
Common Wheat (Triticum aestivum)	Leaf rust; Rust (Puccinia sp./spp.)	17	0	0	0	0	17
Common Wheat (Triticum aestivum)	Cladosporium leaf spot (Cladosporium sp./spp.)	8	0	0	0	0	8
Common Wheat (Triticum aestivum)	Septoria leaf blotch (Septoria sp./spp.)	1	0	0	0	0	1
Common Wheat (Triticum aestivum)	Smut (Ustilago sp./spp.)	15	0	0	0	0	15
Common Wheat (Triticum aestivum)	Mold; Mildew (Penicillium sp./spp.)	1	0	0	0	0	1
Common Wheat (Triticum aestivum)	No pathogen found (No Detection)	3	0	0	0	0	3
Common Wheat (Triticum aestivum)	Tan spot; Yellow leaf spot (Pyrenophora tritici-repentis)	9	0	0	0	0	9
Common Wheat (Triticum aestivum)	Unspecified pathology (Pleospora sp./spp.)	2	0	0	0	0	2
Common Wheat (Triticum aestivum)	Bipolaris spot blotch (Bipolaris sp./spp.)	17	0	0	0	0	17
Common Wheat (Triticum aestivum)	Fusarium blight (Fusarium graminearum)	2	0	0	0	0	2
Common Wheat (Triticum aestivum)	Head blight (Fusarium sp./spp.)	7	0	0	0	0	7
Common Wheat (Triticum aestivum)	Leaf spot (Stagonospora sp./spp.)	6	0	0	0	0	6
Common Wheat (Triticum aestivum)	Pink snow mold; Fusarium patch (Microdochium nivale)	4	0	0	0	0	4
Common Wheat (Triticum aestivum)	Wheat powdery mildew (Blumeria graminis f.sp. tritici)	14	0	0	0	0	14

Common Wheat ( <i>Triticum aestivum</i> )	Leaf blight; Leaf spot ( <i>Botrytis</i> <i>sp./spp.</i> )	2	0	0	0	0	2
Common Wheat ( <i>Triticum aestivum</i> )	Septoria leaf spot ( <i>Septoria</i> <i>sp./spp.</i> )	5	0	0	0	0	5
Crabapple ( <i>Malus</i> <i>sp./spp.</i> )	Fire blight ( <i>Erwinia amylovora</i> )	0	1	0	0	0	1
Crabapple ( <i>Malus</i> <i>sp./spp.</i> )	Crown and root rot ( <i>Phytophthora</i> <i>sp./spp.</i> )	2	0	0	0	0	2
Cucumber ( <i>Cucumis sativus</i> )	Angular leaf spot ( <i>Cercospora</i> <i>sp./spp.</i> )	1	0	0	0	0	1
Cucumber ( <i>Cucumis sativus</i> )	Fusarium wilt; Fusarium wilt complex ( <i>Fusarium sp./spp.</i> )	1	0	0	0	0	1
Cucumis Melons ( <i>Cucumis sp./spp.</i> )	Alternaria leaf blight and spot ( <i>Alternaria cucumerina</i> )	1	0	0	0	0	1
Dahlia ( <i>Dahlia</i> <i>sp./spp.</i> )	Dahlia leaf smut ( <i>Entyloma</i> <i>calendula f.sp. dahliae</i> )	0	0	1	0	0	1
Dahlia ( <i>Dahlia</i> <i>sp./spp.</i> )	Greenhouse thrips ( <i>Heliothrips</i> <i>haemorrhoidalis</i> )	1	0	0	0	0	1
Dogwood ( <i>Cornus</i> <i>sp./spp.</i> )	Discula anthracnose ( <i>Discula</i> <i>sp./spp.</i> )	1	0	0	0	0	1
Dry Bean ( <i>Phaseolus</i> <i>vulgaris</i> )	Anthracnose ( <i>Colletotrichum</i> <i>dematium</i> )	2	0	0	0	0	2
Dry Bean ( <i>Phaseolus</i> <i>vulgaris</i> )	Bean anthracnose ( <i>Colletotrichum</i> <i>lindemuthianum</i> )	1	0	0	0	0	1
Dry Bean ( <i>Phaseolus</i> <i>vulgaris</i> )	Rhizoctonia pod rot ( <i>Rhizoctonia</i> <i>sp./spp.</i> )	6	0	0	0	0	6
Dry Bean ( <i>Phaseolus</i> <i>vulgaris</i> )	Charcoal rot ( <i>Macrophomina</i> <i>sp./spp.</i> )	1	0	0	0	0	1
Dry Bean ( <i>Phaseolus</i> <i>vulgaris</i> )	Pink rot ( <i>Trichothecium roseum</i> )	4	0	0	0	0	4
Dry Bean ( <i>Phaseolus</i> <i>vulgaris</i> )	Charcoal rot ( <i>Macrophomina</i> <i>phaseolina</i> )	1	0	0	0	0	1
Dry Bean ( <i>Phaseolus</i> <i>vulgaris</i> )	Fusarium pod rot ( <i>Fusarium</i> <i>sp./spp.</i> )	3	0	0	0	0	3
Dry Bean ( <i>Phaseolus</i> <i>vulgaris</i> )	Pink rot ( <i>Cephalothecium roseum</i> )	4	0	0	0	0	4
Dry Bean ( <i>Phaseolus</i> <i>vulgaris</i> )	Pythium pod rot ( <i>Pythium sp./spp.</i> )	1	0	0	0	0	1
Dry Bean ( <i>Phaseolus</i> <i>vulgaris</i> )	Alternaria leaf and pod spot ( <i>Alternaria alternata</i> )	5	0	0	0	0	5
Dry Bean ( <i>Phaseolus</i> <i>vulgaris</i> )	Web blight ( <i>Rhizoctonia ramicola</i> )	1	0	0	0	0	1
Dry Bean ( <i>Phaseolus</i> <i>vulgaris</i> )	White mold ( <i>Sclerotinia sp./spp.</i> )	3	0	0	0	0	3

Dusty Miller (Jacobaea maritima)	Rhizoctonia root; Crown rot (Rhizoctonia sp./spp.)	1	0	0	0	0	1
Eggplant (Solanum melongena)	Phoma leaf spot (Phoma sp./spp.)	1	0	0	0	0	1
Elm (ornamental) (Ulmus sp./spp. ornamental)	Scab (Venturia sp./spp.)	1	0	0	0	0	1
Elm (ornamental) (Ulmus sp./spp. ornamental)	Insect gall (Class Insecta)	1	0	0	0	0	1
Euphorbia (Euphorbia sp./spp.)	Powdery mildew (Erysiphe sp./spp.)	1	0	0	0	0	1
Fescues (Festuca spp)	Fusarium leaf spot (Fusarium sp./spp.)	1	0	0	0	0	1
Fescues (Festuca spp)	Leaf rust; Rust (Puccinia sp./spp.)	2	0	0	0	0	2
Fescues (Festuca spp)	Septoria leaf spot (Septoria sp./spp.)	1	0	0	0	0	1
Fescues (Festuca spp)	Tan spot; Yellow leaf spot (Pyrenophora tritici-repentis)	1	0	0	0	0	1
Field Corn (Zea mays)	Aspergillus ear; Kernel rot (Aspergillus sp./spp.)	1	0	0	0	0	1
Field Corn (Zea mays)	Corn stalk rot; Ear rot (Fusarium graminearum)	1	0	0	0	0	1
Flowering Cherry (Prunus sp./spp.)	Brown rot (Monilia sp./spp.)	1	0	0	0	0	1
Flowering Cherry (Prunus sp./spp.)	Basal canker; Butt rot (Kretzschmaria deusta)	0	0	0	1	0	1
Fragrant Sumac (Rhus aromatica)	Anthrachnose (Colletotrichum sp./spp.)	1	0	0	0	0	1
Fraser Fir (Abies fraseri)	Leaf tip necrosis (Trichoderma sp./spp.)	1	0	0	0	0	1
Fraser Fir (Abies fraseri)	Dieback; Canker; Twig blight (Botryosphaeria sp./spp.)	1	0	0	0	0	1
Fraser Fir (Abies fraseri)	Phytophthora dieback; Blight (Phytophthora sp./spp.)	1	0	0	0	0	1
Fraser Fir (Abies fraseri)	Needle nematodes (Longidorus sp./spp.)	1	0	0	0	0	1
Garden Beet (Beta vulgaris)	Fusarium root rot (Fusarium oxysporum f.sp. radicis-betae)	1	0	0	0	0	1
Garden Beet (Beta vulgaris)	Rhizoctonia pod rot (Rhizoctonia sp./spp.)	1	0	0	0	0	1
Garden Beet (Beta vulgaris)	Black mold; Mildew (Alternaria alternata)	2	0	0	0	0	2
Garden Beet (Beta vulgaris)	Black mold (Alternaria sp./spp.)	1	0	0	0	0	1
Garden Beet (Beta vulgaris)	Damping off; Root rot (Phoma betae)	4	0	0	0	0	4
Garlic (Allium sativum)	Bulb; Stem nematodes (Ditylenchus sp./spp.)	1	0	0	0	0	1
Garlic (Allium sativum)	Fusarium root rot (Fusarium sp./spp.)	1	0	0	0	0	1
Garlic (Allium sativum)	Botrytis bulb and root rot (Botrytis sp./spp.)	1	0	0	0	0	1
Garlic (Allium sativum)	Bulb rot; Crown rot (Fusarium proliferatum)	1	0	0	0	0	1
Garlic (Allium sativum)	White rot (Sclerotium cepivorum)	1	0	0	0	0	1

Garlic ( <i>Allium sativum</i> )	Stem and bulb nematode ( <i>Ditylenchus dipsaci</i> )	0	1	0	0	0	1
Garlic ( <i>Allium sativum</i> )	Onion purple (Brown) blotch ( <i>Alternaria porri</i> )	1	0	0	0	0	1
Grape ( <i>Vitis</i> sp./spp.)	Environmental stress; Problem (Abiotic disorder)	1	0	0	0	0	1
Grape ( <i>Vitis</i> sp./spp.)	Spider mite ( <i>Tetranychus</i> sp./spp.)	1	0	0	0	0	1
Grape ( <i>Vitis</i> sp./spp.)	Grape Phylloxera ( <i>Daktulosphaira vitifoliae</i> )	1	0	0	0	0	1
Grass Hay ()	White grub; June beetle ( <i>Phyllophaga crinita</i> )	1	0	0	0	0	1
Grass Hay ()	Oriental beetle ( <i>Anomala orientalis</i> )	1	0	0	0	0	1
Hemlock ( <i>Tsuga</i> sp./spp.)	Rosellinia blight ( <i>Rosellinia herpotrichoides</i> )	1	0	0	0	0	1
Hemlock ( <i>Tsuga</i> sp./spp.)	Rosellinia needle blight ( <i>Hypoxyylon herpotrichoides</i> )	1	0	0	0	0	1
Hemlock ( <i>Tsuga</i> sp./spp.)	Sirococcus needle blight ( <i>Sirococcus</i> sp./spp.)	1	0	0	0	0	1
Hemp ()	Springtail ( <i>Isotomurus</i> sp./spp.)	0	0	2	0	0	2
Hemp ( <i>Cannabis sativa</i> )	Brown spot ( <i>Alternaria alternata</i> )	1	0	0	0	0	1
Hemp ( <i>Cannabis sativa</i> )	Canker/dieback ( <i>Neofusicoccum</i> sp./spp.)	1	0	0	0	0	1
Hemp ( <i>Cannabis sativa</i> )	Chemical; Environmental injury (Abiotic disorder)	1	0	0	0	0	1
Hemp ( <i>Cannabis sativa</i> )	Cladosporium bud blight ( <i>Cladosporium</i> sp./spp.)	2	0	0	0	0	2
Hemp ( <i>Cannabis sativa</i> )	Fusarium fruit rot ( <i>Fusarium</i> sp./spp.)	1	0	0	0	0	1
Hemp ( <i>Cannabis sativa</i> )	Penicillium seed rot; Seedling rot ( <i>Penicillium</i> sp./spp.)	2	0	0	0	0	2
Hemp ( <i>Cannabis sativa</i> )	Phytoplasma disease ( <i>Phytoplasma</i> sp./spp. unknown)	0	0	0	1	0	1
Hemp ( <i>Cannabis sativa</i> )	Rhizoctonia root rot ( <i>Rhizoctonia</i> sp./spp.)	1	0	0	0	0	1
Hemp ( <i>Cannabis sativa</i> )	Verticillium wilt ( <i>Verticillium</i> sp./spp.)	2	0	0	0	0	2
Hemp ( <i>Cannabis sativa</i> )	Yeast contamination (Yeast Contamination)	4	0	0	0	0	4
Hemp ( <i>Cannabis sativa</i> )	Bacterial leaf blight ( <i>Pseudomonas</i> sp./spp.)	1	0	0	0	0	1
Hemp ( <i>Cannabis sativa</i> )	Bacterial leaf spot ( <i>Pseudomonas</i> sp./spp.)	2	0	0	0	0	2
Hemp ( <i>Cannabis sativa</i> )	Chemical injury (Abiotic disorder)	2	0	0	0	0	2
Hemp ( <i>Cannabis sativa</i> )	Leaf blight; Leaf spot ( <i>Botrytis</i> sp./spp.)	1	0	0	0	0	1
Hemp ( <i>Cannabis sativa</i> )	Non-pathogenic; Saprophyte (Secondary Agents; Saprophytes; Unspecif.)	5	1	0	0	0	6
Hemp ( <i>Cannabis sativa</i> )	Normal plant growth (Identification Analysis)	1	0	0	0	0	1
Hemp ( <i>Cannabis sativa</i> )	Phoma blight; Dieback; Rot ( <i>Phoma</i> sp./spp.)	1	0	0	0	0	1
Hemp ( <i>Cannabis sativa</i> )	Powdery mildew ( <i>Golovinomyces ambrosiae</i> )	1	0	0	0	0	1
Hemp ( <i>Cannabis sativa</i> )	Pythium root and/or crown rot ( <i>Pythium</i> sp./spp.)	1	0	0	0	0	1
Hemp ( <i>Cannabis sativa</i> )	Rhizoctonia leaf spot and/or leaf blight ( <i>Rhizoctonia</i> sp./spp.)	1	0	0	0	0	1

Hemp (Cannabis sativa)	Rhizopus blight (Rhizopus sp./spp.)	1	0	0	0	0	1
Hemp (Cannabis sativa)	Septoria leaf spot (Septoria sp./spp.)	1	0	0	0	0	1
Hemp (Cannabis sativa)	Environmental stress; Problem (Abiotic disorder)	2	0	0	0	0	2
Hemp (Cannabis sativa)	Mold; Mildew (Penicillium sp./spp.)	1	0	0	0	0	1
Hemp (Cannabis sativa)	Pythium wilt (Pythium sp./spp.)	1	0	0	0	0	1
Hemp (Cannabis sativa)	Sooty mold; Black dot (Epicoccum sp./spp.)	3	0	0	0	0	3
Hemp (Cannabis sativa)	Unspecified pathology (Rhizopus sp./spp.)	1	0	0	0	0	1
Hemp (Cannabis sativa)	Blue mold rot (Penicillium sp./spp.)	3	0	0	0	0	3
Hemp (Cannabis sativa)	Brown Blight (Alternaria alternata)	4	0	0	0	0	4
Hemp (Cannabis sativa)	Cladosporium mold (Cladosporium sp./spp.)	1	0	0	0	0	1
Hemp (Cannabis sativa)	Freeze; Frost; Cold damage (Abiotic disorder)	0	0	1	0	0	1
Hemp (Cannabis sativa)	Potassium deficiency (Abiotic disorder)	0	0	2	0	0	2
Hemp (Cannabis sativa)	Fertilizer injury (Abiotic disorder)	2	0	0	0	0	2
Hemp (Cannabis sativa)	Leaf spot (Bipolaris sp./spp.)	1	0	0	0	0	1
Hemp (Cannabis sativa)	Seed rot (Alternaria sp./spp.)	12	0	0	0	0	12
Hemp (Cannabis sativa)	Aspergillus (Aspergillus sp./spp.)	1	0	0	0	0	1
Hemp (Cannabis sativa)	Black leg (Phoma sp./spp.)	1	0	0	0	0	1
Hemp (Cannabis sativa)	Drought stress damage (Abiotic disorder)	0	0	3	0	0	3
Hemp (Cannabis sativa)	Insect damage (Class Insecta)	2	0	0	0	0	2
Hemp (Cannabis sativa)	Seed rot (Cladosporium sp./spp.)	5	0	0	0	0	5
Hemp (Cannabis sativa)	Stem canker (Fusarium sp./spp.)	1	0	0	0	0	1
Hemp (Cannabis sativa)	Alternaria leaf spot (Alternaria sp./spp.)	2	0	0	0	0	2
Hemp (Cannabis sativa)	Calcium deficiency (Abiotic disorder)	0	0	1	0	0	1
Hemp (Cannabis sativa)	Cercospora leaf spot (Cercospora sp./spp.)	1	0	0	0	0	1
Hemp (Cannabis sativa)	Cladosporium leaf spot (Cladosporium sp./spp.)	1	0	0	0	0	1
Hemp (Cannabis sativa)	Lesion nematodes (Pratylenchus sp./spp.)	1	0	0	0	0	1
Hemp (Cannabis sativa)	Powdery mildew (Golovinomyces sp./spp.)	1	0	0	0	0	1
Hemp (Cannabis sativa)	Rhizoctonia soilborne diseases (Rhizoctonia sp./spp.)	2	0	0	0	0	2
Hemp (Cannabis sativa)	Seedling diseases (Rhizoctonia solani)	8	0	0	0	0	8
Honeylocust (Gleditsia sp./spp.)	Honeylocust plant bug (Blepharopterus (Diaphnocoris) chlorionis)	1	0	0	0	0	1
Hops (Humulus lupulus)	Alternaria leaf blight (Alternaria sp./spp.)	1	0	0	0	0	1
Hops (Humulus lupulus)	Phoma leaf spot (Phoma sp./spp.)	1	0	0	0	0	1
Horseradish (Amoracia rusticana)	Downy mildew (Hyaloperenospora sp./spp.)	1	0	0	0	0	1
Horseradish (Amoracia rusticana)	Alternaria leaf spot (Alternaria sp./spp.)	1	0	0	0	0	1
Horseradish (Amoracia rusticana)	Angular leaf spot (Cercospora sp./spp.)	1	0	0	0	0	1

Hosta (Hosta sp./spp.)	Decline; Dieback (Abiotic disorder)	0	0	1	0	0	1
Iris (Iris sp./spp.)	Iris borer (Macronoctua onusta)	1	0	0	0	0	1
Japanese Black pine (Pinus thunbergii)	Water damage (Abiotic disorder)	1	0	0	0	0	1
Japanese Black pine (Pinus thunbergii)	Dothistroma needle blight (Dothistroma sp./spp.)	1	0	0	0	0	1
Japanese Black pine (Pinus thunbergii)	Lophodermium leaf spot; Needle cast (Lophodermium sp./spp.)	1	0	0	0	0	1
Juniper (Juniperus sp./spp.)	Cedar-apple rust (Gymnosporangium juniperi-virginianae)	0	0	1	0	0	1
Juniper (Juniperus sp./spp.)	Phomopsis dieback; Tip blight; Canker (Phomopsis sp./spp.)	1	0	0	0	0	1
Juniper (Juniperus sp./spp.)	Stem rot; Dieback; Canker (Botryodiplodia sp./spp.)	1	0	0	0	0	1
Juniper (Juniperus sp./spp.)	Winter injury (Abiotic disorder)	1	0	0	0	0	1
Kale (Brassica oleracea acephala)	Black leg (Phoma sp./spp.)	1	0	0	0	0	1
Kale (Brassica oleracea acephala)	Botrytis blight (Botrytis sp./spp.)	1	0	0	0	0	1
Lettuce (Lactuca sativa)	Rhizoctonia bottom rot (Thanatephorus cucumeris)	0	0	1	0	0	1
Lettuce (Lactuca sativa)	Rhizoctonia crown and root rot (Rhizoctonia solani)	1	0	0	0	0	1
Lettuce (Lactuca sativa)	Rhizoctonia bottom rot (Rhizoctonia solani)	0	0	1	0	0	1
Lilac (Syringa sp./spp.)	Abnormal plant growth (Abiotic disorder)	0	0	1	0	0	1
Lilac (Syringa sp./spp.)	Leaf spot (Pseudocercospora sp./spp.)	1	0	0	0	0	1
Lily (Lilium sp./spp.)	Bulb; Stem nematodes (Ditylenchus sp./spp.)	1	0	0	0	0	1
Lily (Lilium sp./spp.)	Blue mold rot (Penicillium sp./spp.)	2	0	0	0	0	2
Lily (Lilium sp./spp.)	Verticillium wilt (Verticillium sp./spp.)	1	0	0	0	0	1
Magnolia (Magnolia sp./spp.)	Magnolia scale (Neolecanium cornuparvum)	0	0	1	0	0	1
Magnolia (Magnolia sp./spp.)	Powdery mildew (Microsphaera sp./spp.)	0	0	1	0	0	1
Maple (Acer sp./spp.)	Aphids; Plant lice (Family Aphididae)	1	0	0	0	0	1
Maple (Acer sp./spp.)	Leaf spot (Family Pleosporaceae)	1	0	0	0	0	1
Maple (Acer sp./spp.)	Iron; Manganese deficiency (Abiotic disorder)	0	0	1	0	0	1
Meadow Fescue (Festuca pratensis)	Tan spot; Yellow leaf spot (Pyrenophora tritici-repentis)	2	0	0	0	0	2
Meadow Fescue (Festuca pratensis)	Anthracnose; Colletotrichum leaf spot (Colletotrichum sp./spp.)	1	0	0	0	0	1
Meadow Fescue (Festuca pratensis)	Leaf rust; Rust (Puccinia sp./spp.)	3	0	0	0	0	3

Millet (Poaceae sp./spp.) ( )	Summer patch (Magnaportheiopsis sp./spp.)	1	0	0	0	0	1
Miner's Lettuce (Claytonia perfoliata)	Angular leaf spot (Cercospora sp./spp.)	1	0	0	0	0	1
Miner's Lettuce (Claytonia perfoliata)	Bulb; Stem nematodes (Ditylenchus sp./spp.)	1	0	0	0	0	1
Napa; Chinese cabbage (Brassica pekinensis)	Brown patch (Rhizoctonia sp./spp.)	1	0	0	0	0	1
Norway Maple (Acer platanoides)	Cercospora leaf spot (Cercospora sp./spp.)	1	0	0	0	0	1
Oats (Avena sativa)	Bipolaris spot blotch (Bipolaris sp./spp.)	1	0	0	0	0	1
Oats (Avena sativa)	Fusarium blight (Fusarium sp./spp.)	1	0	0	0	0	1
Oats (Avena sativa)	Head blight (Fusarium graminearum)	3	0	0	0	0	3
Oats (Avena sativa)	Leaf spot (Epicoccum sp./spp.)	1	0	0	0	0	1
Oats (Avena sativa)	Smut (Urocystis sp./spp.)	3	0	0	0	0	3
Oats (Avena sativa)	Smut (Ustilago sp./spp.)	2	0	0	0	0	2
Oats (Avena sativa)	Powdery mildew (Erysiphe sp./spp.)	1	0	0	0	0	1
Oats (Avena sativa)	Alternaria leaf spot (Alternaria sp./spp.)	1	0	0	0	0	1
Oats (Avena sativa)	Fusarium leaf spot (Fusarium sp./spp.)	1	0	0	0	0	1
Oats (Avena sativa)	Leaf rust; Rust (Puccinia sp./spp.)	6	0	0	0	0	6
Oats (Avena sativa)	Head blight (Fusarium sp./spp.)	3	0	0	0	0	3
Oats (Avena sativa)	Helminthosporium diseases (Pyrenophora sp./spp.)	1	0	0	0	0	1
Oats (Avena sativa)	Leaf spot (Bipolaris sorokiniana)	2	0	0	0	0	2
Onion (Allium spp.) ( )	Insect damage (Class Insecta)	1	0	0	0	0	1
Orchardgrass (Dactylis glomerata)	Leaf rust; Rust (Puccinia sp./spp.)	2	0	0	0	0	2
Orchardgrass (Dactylis glomerata)	Tan spot; Yellow leaf spot (Pyrenophora tritici-repentis)	2	0	0	0	0	2
Oxalis (Oxalis sp./spp.)	Oxalis rust (Puccinia oxalidis)	1	0	0	0	0	1
Oxalis (Oxalis sp./spp.)	Oxalis; Buttercup (Oxalis pes-caprae)	1	0	0	0	0	1
Paper Bark maple (Acer griseum)	Anthracoze (Gloeosporium sp./spp.)	1	0	0	0	0	1
Paper Bark maple (Acer griseum)	American maple aphid (Periphyllus americanus)	0	0	1	0	0	1
Paper Bark maple (Acer griseum)	Mycosphaerella leaf spot (Mycosphaerella sp./spp.)	1	0	0	0	0	1
Parsley (Petroselinum crispum)	Crown and root rot (Phytophthora sp./spp.)	1	0	0	0	0	1
Parsley (Petroselinum crispum)	Crown rot (Rhizoctonia sp./spp.)	1	0	0	0	0	1
Pea Family (Family fabaceae)	Root rot (Aphanomyces sp./spp.)	1	0	0	0	0	1

Peach (Prunus persica)	Calico scale (Eulecanium cerasorum)	0	0	1	0	0	1
Peach (Prunus persica)	Peach leaf curl (Taphrina deformans)	1	0	0	0	0	1
Peony (Paeonia sp./spp.)	Corm and bulb rot (Penicillium sp./spp.)	1	0	0	0	0	1
Pepper (Capsicum sp./spp.)	Anthracnose; Colletotrichum leaf spot (Colletotrichum sp./spp.)	1	0	0	0	0	1
Pepper (ornamental) (Capsicum sp./spp.)	Stem canker (Fusarium sp./spp.)	1	0	0	0	0	1
Phlox (Phlox sp./spp.)	Freeze; Frost; Cold damage (Abiotic disorder)	0	0	1	0	0	1
Pine (Pinus sp./spp.)	Dothistroma needle blight (Dothistroma sp./spp.)	1	0	0	0	0	1
Pine (Pinus sp./spp.)	Rhizosphaera needle cast (Rhizosphaera sp./spp.)	1	0	0	0	0	1
Poinsettia (Euphorbia pulcherrima)	Corynespora leaf spot (Corynespora sp./spp.)	1	0	0	0	0	1
Poinsettia (Euphorbia pulcherrima)	Crown rot; Root rot; Stem rot (Phytophthora sp./spp.)	0	1	0	0	0	1
Poinsettia (Euphorbia pulcherrima)	Mottle necrosis (Pythium sp./spp.)	1	0	0	0	0	1
Poinsettia (Euphorbia pulcherrima)	Foliar blight (Fusarium sp./spp.)	1	0	0	0	0	1
Poinsettia (Euphorbia pulcherrima)	Rhizoctonia crown and stem rot (Rhizoctonia sp./spp.)	1	0	0	0	0	1
Potato (Solanum tuberosum)	Potato pink rot (Phytophthora erythroseptica)	0	0	1	0	0	1
Potato Family (Family solanaceae)	Potato black leg (Erwinia carotovora atroseptica)	1	0	0	0	0	1
Pumpkin (Cucurbita sp./spp.)	Phytophthora fruit rot (Phytophthora sp./spp.)	1	0	0	0	0	1
Pumpkin (Cucurbita sp./spp.)	Angular leaf spot (Cercospora sp./spp.)	1	0	0	0	0	1
Pumpkin (Cucurbita sp./spp.)	Stem-end rot; Fruit rot (Lasiodiplodia theobromae)	1	0	0	0	0	1
Quaking Aspen (Populus tremuloides)	Leaf spot (Marssonina sp./spp.)	1	0	0	0	0	1
Radish (Raphanus sativus)	Root rot (Aphanomyces sp./spp.)	1	0	0	0	0	1
Red Oak (Quercus falcata)	Marginal leaf burn (Abiotic disorder)	1	0	0	0	0	1
Red Oak (Quercus falcata)	Oak leaf blister (Taphrina caerulescens)	1	0	0	0	0	1
Red Oaks (Quercus sp./spp. red)	Leaf blister (Taphrina sp./spp.)	1	0	0	0	0	1
Red Pine (Pinus resinosa)	Dothistroma needle blight (Dothistroma sp./spp.)	1	0	0	0	0	1

Rhubarb ( <i>Rheum rhabarbarum</i> )	Insect damage (Class Insecta)	1	0	0	0	0	1
Rose ( <i>Rosa</i> sp./spp.)	Roseslug ( <i>Endelomyia</i> sp./spp.)	1	0	0	0	0	1
Rubber Plant ( <i>Ficus elastica</i> )	Insect damage (Class Insecta)	1	0	0	0	0	1
Rye ( <i>Secale cereale</i> )	<i>Bipolaris</i> spot blotch ( <i>Bipolaris</i> sp./spp.)	8	0	0	0	0	8
Rye ( <i>Secale cereale</i> )	Leaf spot ( <i>Microdochium</i> sp./spp.)	2	0	0	0	0	2
Rye ( <i>Secale cereale</i> )	<i>Ascochyta</i> blight ( <i>Ascochyta</i> sp./spp.)	1	0	0	0	0	1
Rye ( <i>Secale cereale</i> )	<i>Cercospora</i> leaf spot ( <i>Cercospora</i> sp./spp.)	5	0	0	0	0	5
Rye ( <i>Secale cereale</i> )	Wheat powdery mildew ( <i>Blumeria graminis</i> f.sp. <i>tritici</i> )	6	0	0	0	0	6
Rye ( <i>Secale cereale</i> )	<i>Alternaria</i> leaf and head blight ( <i>Alternaria</i> sp./spp.)	1	0	0	0	0	1
Rye ( <i>Secale cereale</i> )	Leaf rust; Rust ( <i>Puccinia</i> sp./spp.)	34	0	0	0	0	34
Rye ( <i>Secale cereale</i> )	Smut ( <i>Urocystis</i> sp./spp.)	4	0	0	0	0	4
Rye ( <i>Secale cereale</i> )	Smut ( <i>Ustilago</i> sp./spp.)	1	0	0	0	0	1
Rye ( <i>Secale cereale</i> )	Glume blotch ( <i>Parastagonospora nodorum</i> )	11	0	0	0	0	11
Rye ( <i>Secale cereale</i> )	<i>Helminthosporium</i> diseases ( <i>Pyrenophora</i> sp./spp.)	3	0	0	0	0	3
Rye ( <i>Secale cereale</i> )	Powdery mildew ( <i>Erysiphe</i> sp./spp.)	1	0	0	0	0	1
Rye ( <i>Secale cereale</i> )	Head blight ( <i>Fusarium</i> sp./spp.)	8	0	0	0	0	8
Rye ( <i>Secale cereale</i> )	Sooty mold; Black dot ( <i>Epicoccum</i> sp./spp.)	1	0	0	0	0	1
Rye ( <i>Secale cereale</i> )	Glume blotch ( <i>Septoria tritici</i> )	5	0	0	0	0	5
Rye ( <i>Secale cereale</i> )	Tan spot; Yellow leaf spot ( <i>Pyrenophora tritici-repentis</i> )	1	0	0	0	0	1
Rye ( <i>Secale cereale</i> )	<i>Ascochyta</i> leaf spot ( <i>Ascochyta</i> sp./spp.)	3	0	0	0	0	3
Rye ( <i>Secale cereale</i> )	Cereal scab ( <i>Fusarium graminearum</i> )	1	0	0	0	0	1
Scots Pine ( <i>Pinus sylvestris</i> )	<i>Dothistroma</i> needle blight ( <i>Dothistroma pini</i> )	1	0	0	0	0	1
Scots Pine ( <i>Pinus sylvestris</i> )	<i>Pestalotiopsis</i> needle blight; Tip blight ( <i>Pestalotiopsis</i> sp./spp.)	1	0	0	0	0	1
Serviceberry ( <i>Amelanchier</i> sp./spp.)	Hawthorn lace bug ( <i>Corythucha cydoniae</i> )	1	0	0	0	0	1
Serviceberry ( <i>Amelanchier</i> sp./spp.)	Cedar-quince rust ( <i>Gymnosporangium clavipes</i> )	1	0	0	0	0	1
Serviceberry ( <i>Amelanchier</i> sp./spp.)	Bacterial blight ( <i>Erwinia</i> sp./spp.)	0	0	1	0	0	1
Snapdragon ( <i>Antirrhinum</i> sp./spp. hybrids)	White mold ( <i>Sclerotinia</i> sp./spp.)	1	0	0	0	0	1
Sour Cherry ( <i>Prunus cerasus</i> )	Brown rot ( <i>Monilia</i> sp./spp.)	1	0	0	0	0	1
Soybean ( <i>Glycine max</i> )	Insect damage (Class Insecta)	1	0	0	0	0	1
Soybean ( <i>Glycine max</i> )	Rust ( <i>Phakopsora</i> sp./spp.)	2	0	0	0	0	2

Soybean (Glycine max)	Ascochyta leaf spot (Ascochyta sp./spp.)	1	0	0	0	0	1
Soybean (Glycine max)	Spider mites (Family Tetranychidae)	2	0	0	0	0	2
Soybean (Glycine max)	Septoria leaf spot (Septoria sp./spp.)	4	0	0	0	0	4
Soybean (Glycine max)	Alternaria leaf spot (Alternaria sp./spp.)	1	0	0	0	0	1
Soybean (Glycine max)	Cercospora leaf spot (Cercospora sp./spp.)	3	0	0	0	0	3
Soybean (Glycine max)	Trichothecium leaf spot (Trichothecium sp./spp.)	2	0	0	0	0	2
Spinach (Spinacia oleracea)	Chimera (Abiotic disorder)	0	0	1	0	0	1
Spinach (Spinacia oleracea)	Botrytis blight (Botrytis sp./spp.)	1	0	0	0	0	1
Spinach (Spinacia oleracea)	Verticillium wilt (Verticillium sp./spp.)	1	0	0	0	0	1
Spinach (Spinacia oleracea)	Green peach aphid (Myzus persicae)	2	0	0	0	0	2
Spiraea (Spiraea sp./spp.)	Phomopsis leaf spot (Phomopsis sp./spp.)	1	0	0	0	0	1
Spiraea (Spiraea sp./spp.)	Leaf spot (Pestalotiopsis sp./spp.)	1	0	0	0	0	1
Spring Beauty (Claytonia sp./spp.)	Damping-off (Phytophthora sp./spp.)	1	0	0	0	0	1
Spring Beauty (Claytonia sp./spp.)	Crown rot (Rhizoctonia sp./spp.)	1	0	0	0	0	1
Spring Beauty (Claytonia sp./spp.)	Botrytis blight (Botrytis sp./spp.)	1	0	0	0	0	1
Spring Wheat (Triticum aestivum)	Alternaria head rot (Alternaria sp./spp.)	2	0	0	0	0	2
Spring Wheat (Triticum aestivum)	Cladosporium black head mold (Cladosporium sp./spp.)	4	0	0	0	0	4
Spring Wheat (Triticum aestivum)	Leaf spot (Epicoccum sp./spp.)	2	0	0	0	0	2
Spring Wheat (Triticum aestivum)	Pink snow mold; Fusarium patch (Microdochium nivale)	2	0	0	0	0	2
Spring Wheat (Triticum aestivum)	Alternaria leaf spot (Alternaria sp./spp.)	1	0	0	0	0	1
Spring Wheat (Triticum aestivum)	Leaf spot (Parastagonospora nodorum)	4	0	0	0	0	4
Spring Wheat (Triticum aestivum)	Smut (Urocystis sp./spp.)	13	0	0	0	0	13
Spring Wheat (Triticum aestivum)	Alternaria leaf and head blight (Alternaria sp./spp.)	14	0	0	0	0	14
Spring Wheat (Triticum aestivum)	Black head mold (Epicoccum nigrum)	1	0	0	0	0	1

Spring Wheat (Triticum aestivum)	Head blight (Fusarium graminearum)	26	0	0	0	0	26
Spring Wheat (Triticum aestivum)	Powdery mildew (Erysiphe sp./spp.)	18	0	0	0	0	18
Spring Wheat (Triticum aestivum)	Tan spot; Yellow leaf spot (Pyrenophora tritici-repentis)	22	0	0	0	0	22
Spring Wheat (Triticum aestivum)	Alternaria leaf blight (Alternaria sp./spp.)	1	0	0	0	0	1
Spring Wheat (Triticum aestivum)	Glume blotch (Parastagonospora nodorum)	13	0	0	0	0	13
Spring Wheat (Triticum aestivum)	Septoria leaf spot (Septoria sp./spp.)	4	0	0	0	0	4
Spring Wheat (Triticum aestivum)	Fusarium blight (Fusarium graminearum)	1	0	0	0	0	1
Spring Wheat (Triticum aestivum)	Glume blotch (Septoria tritici)	8	0	0	0	0	8
Spring Wheat (Triticum aestivum)	Leaf rust; Rust (Puccinia sp./spp.)	32	0	0	0	0	32
Spring Wheat (Triticum aestivum)	Leaf spot (Bipolaris sorokiniana)	11	0	0	0	0	11
Spruce (ornamental) (Picea sp./spp.)	Leaf spot (Stigmina sp./spp.)	1	0	0	0	0	1
Spruce (ornamental) (Picea sp./spp.)	Rhizosphaera needle cast (Rhizosphaera sp./spp.)	1	0	1	0	0	2
Squash (Cucurbita sp./spp.)	Alternaria leaf blight and spot (Alternaria cucumerina)	1	0	0	0	0	1
Squash (Cucurbita sp./spp.)	Powdery mildew (Podosphaera sp./spp.)	1	0	0	0	0	1
Squash (Cucurbita sp./spp.)	Unspecified pathology (Pythium sp./spp.)	0	0	1	0	0	1
Squash (Cucurbita sp./spp.)	Crown and stem rot (Fusarium sp./spp.)	1	0	0	0	0	1
Strawberry (Fragaria sp./spp.)	Phomopsis leaf spot (Phomopsis sp./spp.)	1	0	0	0	0	1
Strawberry (Fragaria sp./spp.)	Crown and root rot (Phytophthora sp./spp.)	1	0	0	0	0	1
Strawberry (Fragaria sp./spp.)	Anthracnose (Colletotrichum fragariae)	1	0	0	0	0	1
Strawberry (Fragaria sp./spp.)	Bacterial fruit and leaf spot (Xanthomonas sp./spp.)	1	0	0	0	0	1
Strawberry (Fragaria sp./spp.)	Mycosphaerella leaf spot (Mycosphaerella sp./spp.)	2	0	0	0	0	2
Strawberry (Fragaria sp./spp.)	Crown rot (Rhizoctonia sp./spp.)	1	0	0	0	0	1

Strawberry (Fragaria sp./spp.)	Crown rot; Root rot; Stem rot (Phytophthora sp./spp.)	1	0	0	0	0	1
Strawberry (Fragaria sp./spp.)	Anthracnose fruit rot (Colletotrichum sp./spp.)	1	0	0	0	0	1
Strawberry (Fragaria sp./spp.)	Strawberry black root rot complex (Complex of Biotic; Abiotic Factors)	1	0	0	0	0	1
Strawflower (Bracteantha helichrysum)	Damping off (Fusarium sp./spp.)	1	0	0	0	0	1
Strawflower (Bracteantha helichrysum)	Ascochyta blight (Ascochyta sp./spp.)	1	0	0	0	0	1
Sugar Beet (Beta vulgaris vulgaris)	Seed rot (Alternaria sp./spp.)	1	0	0	0	0	1
Sugar Beet (Beta vulgaris vulgaris)	Storage rot (Rhizoctonia sp./spp.)	1	0	0	0	0	1
Sugar Beet (Beta vulgaris vulgaris)	Anthracnose (Colletotrichum sp./spp.)	1	0	0	0	0	1
Sugar Maple (Acer saccharum)	Macrophomina leaf spot (Macrophomina phaseolina)	1	0	0	0	0	1
Sugar Maple (Acer saccharum)	Leaf spot (Phyllosticta sp./spp.)	1	0	0	0	0	1
Sunflower (Helianthus sp./spp.)	Fertilizer injury (Abiotic disorder)	1	0	0	0	0	1
Sweet Basil (Ocimum basilicum)	Freeze; Frost; Cold damage (Abiotic disorder)	1	0	0	0	0	1
Sweet Basil (Ocimum basilicum)	Fourlined plant bug (Poecilocapsus lineatus)	1	0	0	0	0	1
Swiss Chard (Beta vulgaris var. cicla)	Black leg; Phoma root rot (Phoma lingam)	1	0	0	0	0	1
Tomatillo (Physalis ixocarpa)	Oedema; Edema (Abiotic disorder)	0	0	1	0	0	1
Tomato (Lycopersicon esculentum)	Phytotoxicity (Abiotic disorder)	0	0	1	0	0	1
Tomato (Lycopersicon esculentum)	Oedema; Edema (Abiotic disorder)	1	0	0	0	0	1
Tomato (Lycopersicon esculentum)	Pythium damping off (Pythium sp./spp.)	1	0	0	0	0	1
Tomato (Lycopersicon esculentum)	Fusarium basal rot (Fusarium sp./spp.)	1	0	0	0	0	1
Tomato (Lycopersicon esculentum)	Downy mildews; Water molds (Oomycetes)	1	0	0	0	0	1
Tomato (Lycopersicon esculentum)	Bacterial vascular necrosis (Erwinia carotovora betavasculorum)	1	0	0	0	0	1

Tomato (Lycopersicon esculentum)	Botrytis blight (Botrytis sp./spp.)	2	0	0	0	0	2
Tomato (Lycopersicon sp./spp.)	Cladosporium leaf spot (Cladosporium sp./spp.)	2	0	0	0	0	2
Tomato (Lycopersicon sp./spp.)	Late blight (Phytophthora infestans)	3	0	0	0	0	3
Tomato (Lycopersicon sp./spp.)	Potato aphid (Macrosiphum euphorbiae)	1	0	0	0	0	1
Tomato (Lycopersicon sp./spp.)	Septoria leaf spot (Septoria sp./spp.)	1	0	0	0	0	1
Tomato (Lycopersicon sp./spp.)	Crown and root rot (Phytophthora sp./spp.)	1	0	0	0	0	1
Tomato (Lycopersicon sp./spp.)	Leaf mold; Spot (Cladosporium fulva)	1	0	0	0	0	1
Tomato (Lycopersicon sp./spp.)	Aphid parasite (Aphidius colemani)	1	0	0	0	0	1
Tomato (Lycopersicon sp./spp.)	Phytophthora dieback; Blight (Phytophthora sp./spp.)	1	0	0	0	0	1
Tomato (Lycopersicon sp./spp.)	Drought stress damage (Abiotic disorder)	0	0	1	0	0	1
Tomato (Lycopersicon sp./spp.)	Powdery mildew (Oidium sp./spp.)	1	0	0	0	0	1
Tomato eggplant ()	Tortoise beetle (Charidotella sp./spp.)	1	0	0	0	0	1
trees/shrub ()	Lichens (Lichenes)	1	0	0	0	0	1
Triticale (Triticum aestivum x secale cereale)	Bipolaris spot blotch (Bipolaris sp./spp.)	1	0	0	0	0	1
Triticale (Triticum aestivum x secale cereale)	Smut (Ustilago sp./spp.)	1	0	0	0	0	1
Tulips (Tulipa spp)	Stem rot (Botrytis sp./spp.)	1	0	0	0	0	1
Tulips (Tulipa spp)	Blue mold rot (Penicillium sp./spp.)	1	0	0	0	0	1
Tulips (Tulipa spp)	Corn and bulb rot (Penicillium sp./spp.)	1	0	0	0	0	1
Tulips (Tulipa spp)	Dry bulb mite (Aceria tulipae)	1	0	0	0	0	1
Unknown; Unidentified plant(s) (Unidentified species)	Leafhopper (Eupteryx atropunctata)	1	0	0	0	0	1
Virginia Creeper (Parthenocissus quinquefolia)	Insect damage (Class Insecta)	1	0	0	0	0	1
Wheat (Triticum sp./spp.)	Glume blotch (Parastagonospora nodorum)	1	0	0	0	0	1
Wheat (Triticum sp./spp.)	Smut (Ustilago sp./spp.)	2	0	0	0	0	2
Wheat (Triticum sp./spp.)	Head blight (Fusarium sp./spp.)	1	0	0	0	0	1
Wheat (Triticum sp./spp.)	Insects (Class insecta)	1	0	0	0	0	1

Wheat (Triticum sp./spp.)	Leaf spot (Stagonospora sp./spp.)	1	0	0	0	0	1
Wheat (Triticum sp./spp.)	Leaf spot (Microdochium sp./spp.)	2	0	0	0	0	2
Wheat (Triticum sp./spp.)	Head blight (Fusarium graminearum)	1	0	0	0	0	1
Wheat (Triticum sp./spp.)	Helminthosporium diseases (Pyrenophora sp./spp.)	3	0	0	0	0	3
Wheat (Triticum sp./spp.)	Cereal/ grass disease (Bipolaris sp./spp.)	2	0	0	0	0	2
Wheat (Triticum sp./spp.)	Seedling blight (Fusarium sp./spp.)	2	0	0	0	0	2
Wheat (Triticum sp./spp.)	Bipolaris spot blotch (Bipolaris sp./spp.)	1	0	0	0	0	1
White Ash (Fraxinus americana)	Ash flower gall mite (Aceria fraxiniflora)	1	0	0	0	0	1
White Fir (Abies concolor)	Drought stress damage (Abiotic disorder)	0	0	1	0	0	1
Willow (Salix sp./spp.)	Heart rot (Unidentified Agent)	0	0	1	0	0	1
Willow (Salix sp./spp.)	Willow black canker (Glomerella miyabeana)	1	0	0	0	0	1
Willow (Salix sp./spp.)	Willow leaf spot; Twig blight; Scab (Venturia chlorospora)	1	0	0	0	0	1
Winter Wheat (Triticum aestivum)	Leaf rust; Rust (Puccinia sp./spp.)	28	0	0	0	0	28
Winter Wheat (Triticum aestivum)	Glume blotch (Septoria tritici)	18	0	0	0	0	18
Winter Wheat (Triticum aestivum)	Bipolaris spot blotch (Bipolaris sp./spp.)	8	0	0	0	0	8
Winter Wheat (Triticum aestivum)	Leaf spot (Microdochium sp./spp.)	8	0	0	0	0	8
Winter Wheat (Triticum aestivum)	Black head mold (Epicoccum nigrum)	1	0	0	0	0	1
Winter Wheat (Triticum aestivum)	Cladosporium black head mold (Cladosporium sp./spp.)	3	0	0	0	0	3
Winter Wheat (Triticum aestivum)	Glume blotch (Parastagonospora nodorum)	19	0	0	0	0	19
Winter Wheat (Triticum aestivum)	Alternaria leaf and head blight (Alternaria sp./spp.)	5	0	0	0	0	5
Winter Wheat (Triticum aestivum)	Smut (Urocystis sp./spp.)	6	0	0	0	0	6
Winter Wheat (Triticum aestivum)	Tan spot; Yellow leaf spot (Pyrenophora tritici-repentis)	6	0	0	0	0	6
Winter Wheat (Triticum aestivum)	Ascochyta blight (Ascochyta sp./spp.)	2	0	0	0	0	2
Winter Wheat (Triticum aestivum)	Head blight (Fusarium sp./spp.)	5	0	0	0	0	5
Winter Wheat (Triticum aestivum)	Powdery mildew (Erysiphe sp./spp.)	1	0	0	0	0	1

Zinnia (Zinnia sp./spp. hybrids)	Greenhouse thrips (Heliothrips haemorrhoidalis)	1	0	0	0	0	1
Zinnia (Zinnia sp./spp. hybrids)	Unspecified pathology (Alternaria sp./spp.)	1	0	0	0	0	1
Zinnia (Zinnia sp./spp. hybrids)	Dahlia mosaic (Dahlia Mosaic Virus (DMV))	1	0	0	0	0	1
Zucchini Squash (Cucurbita pepo melopepo)	Plectosporium blight (Plectosporium sp./spp.)	1	0	0	0	0	1

Please contact Giovanna Sassi, PhD or Ann Hazelrigg, PhD with questions or concerns about this report  
 gsassi@uvm.edu, ann.hazelrigg@uvm.edu

---

Issued in furtherance of Cooperative Extension work, Acts of May 8, and June 30, 1914, in cooperation with the United States Department of Agriculture. University of Vermont Extension, Burlington, Vermont. University of Vermont Extension, and U.S. Department of Agriculture, cooperating, offer education and employment to everyone without regard to race, color, national origin, gender, religion, age, disability, political beliefs, sexual orientation, and marital or familial status. Any reference to commercial products, trade names, or brand names is for information only, and no endorsement or approval is intended