

PLANT DIAGNOSTIC CLINIC
2022



THE UNIVERSITY OF VERMONT
EXTENSION



Ann Hazelrigg, Ph.D. – PDC Director
Giovanna Sassi, Ph.D. – Assistant Diagnostician
Gabriella Maia, M.S. – Assistant Diagnostician

Following report contains a summary of the samples submitted to the Plant Diagnostic Clinic from 01-Feb-2022 through 12/31/2022. A total of 166 sample(s) have been processed during this time period.

The following diagnosticians were involved in processing samples for the laboratory from 01-Feb-2022 through 31-Dec-2022.

This section reports samples from all the statuses. Each sample may involve one or more diagnosticians. Hence, this section may not represent the total number of samples processed during this time period.

No records to display.

The following Advisory Consultants provided advice for the laboratory from 01-Feb-2022 through 31-Dec-2022.

This section reports samples from all the statuses. Each sample may involve one or more advisory consultants. Hence, this section may not represent the total number of samples processed during this time period.

Ann Hazelrigg, gave advice for 54 sample(s).

Carolee T. Bull - Penn State, gave advice for 1 sample(s).

The following is the Sample Submission Breakdown for the laboratory.

For there are 0 sample(s) pending, sample(s) preliminary, 166 sample(s) completed, 0 sample(s) archived.

The following Personnel provided checked-in samples for the laboratory from 01-Feb-2022 through 31-Dec-2022.

This section reports sample check-in's performed only by diagnostician at laboratory. This section does not report the submitter check-in's. Hence, this section may not represent the total number of samples processed during this time period.

Gabriella Maia, processed 166 sample(s).

The following Personnel provided Client responses by writing up samples for the laboratory from 01-Feb-2022 through 31-Dec-2022.

This section reports the personnel who have written the final reports for the samples from all the statuses during this time period. Hence, this section may not represent the total number of samples processed during this time period.

No records to display.

Table 1. Number of Sample Submissions by Month from 01-Jan-2017 to present.

Year	Jan	Feb	Mar	Apr	May	Jun	Jul	Aug	Sep	Oct	Nov	Dec	Total
2022	0	35	5	0	0	0	0	0	19	27	15	65	166
2021	0	64	0	0	0	0	0	24	43	0	0	0	131
2020	2	3	4	0	10	0	0	0	0	0	0	0	19
2019	1	3	5	18	38	81	67	69	45	23	4	3	357
2018	4	6	13	18	25	59	68	57	41	34	7	2	334

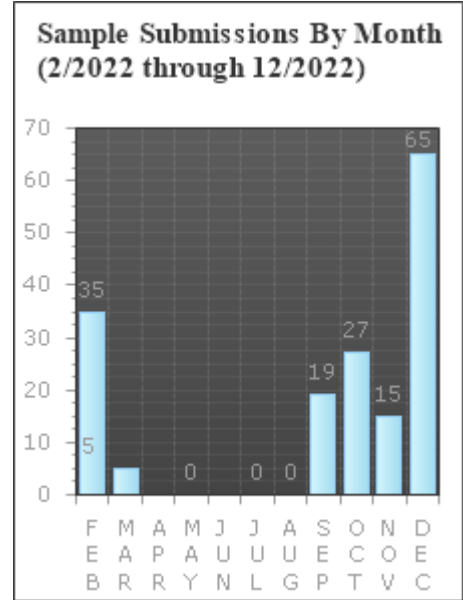
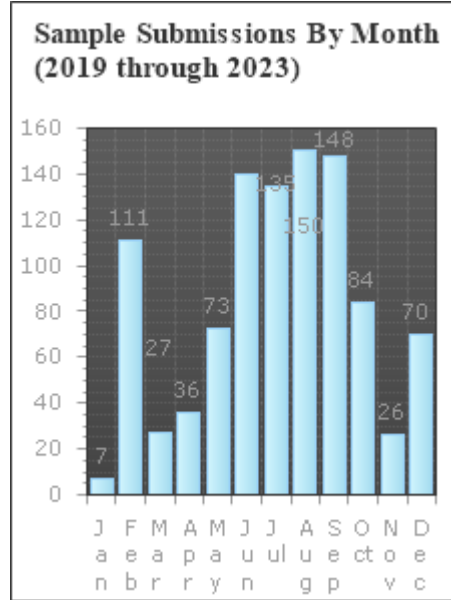
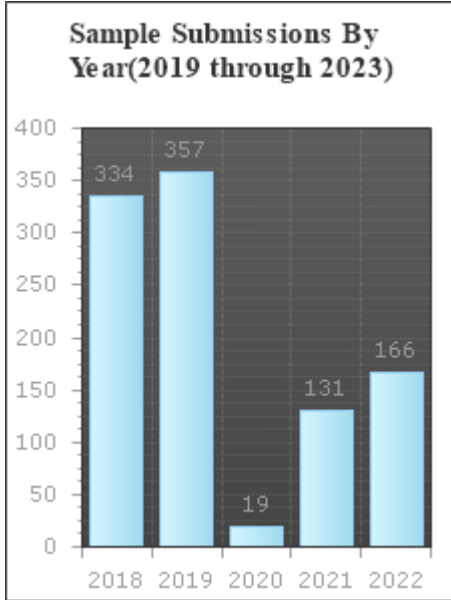


Table 2. Number of Sample Submissions by Client Type from 01-Feb-2022 through 31-Dec-2022 .

This section reports the number of clients for each client type for the samples submitted during this time period. Each sample may involve one or more clients. Hence, this section does not represent the total number of samples processed during this time period.

Client Type	Count	%
Grower/Farmer	74	42.77
Researcher/Specialist	67	38.73
Homeowner/Home Gardener	11	6.36
Left Blank	6	3.47
Arborist	6	3.47
Nursery	4	2.31
Left Blank	4	2.31
Crop Consultant	1	0.58
Total	173	100%

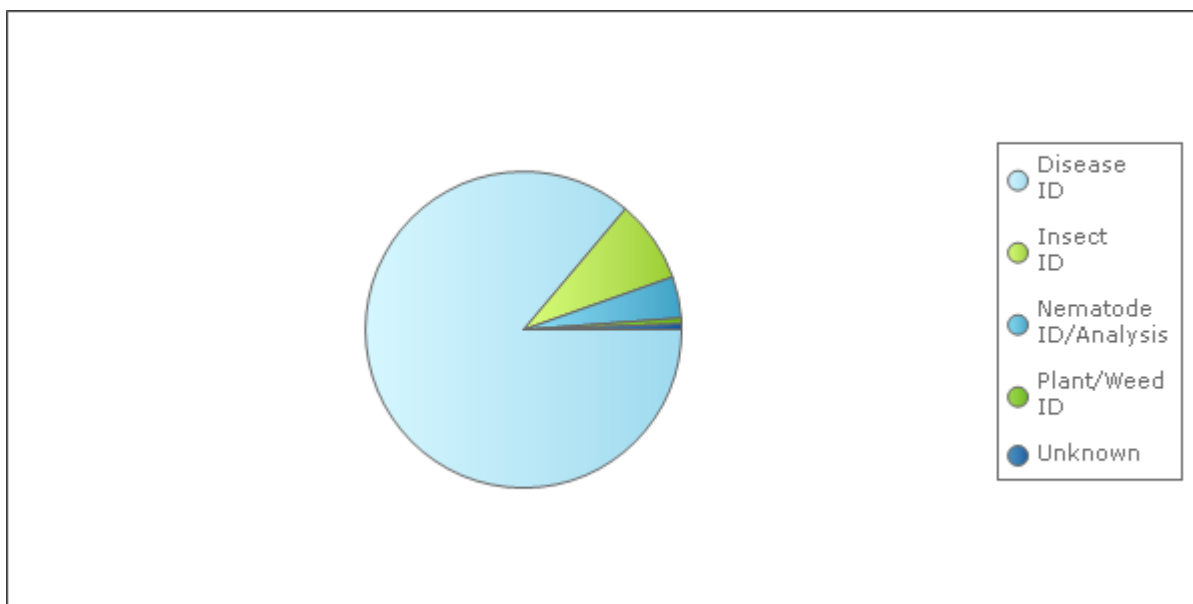
Table 3. Samples originated from the following states and counties from 01-Feb-2022 through 31-Dec-2022.

This section reports the samples from all statuses. Hence, this section represents the total number of samples processed during this time period.

State	County	Number of Samples
MA	Berkshire	1
MA	STATE TOTAL	1
VT	STATE TOTAL	1
VT	-99	1
VT	Addison	15
VT	Bennington	3
VT	Caledonia	3
VT	Chittenden	55
VT	Franklin	46
VT	Grand Isle	7
VT	Lamoille	8
VT	Orleans	2
VT	Rutland	7
VT	Washington	5
VT	Windham	5
VT	Windsor	7
VT	STATE TOTAL	165
	GRAND TOTAL	166

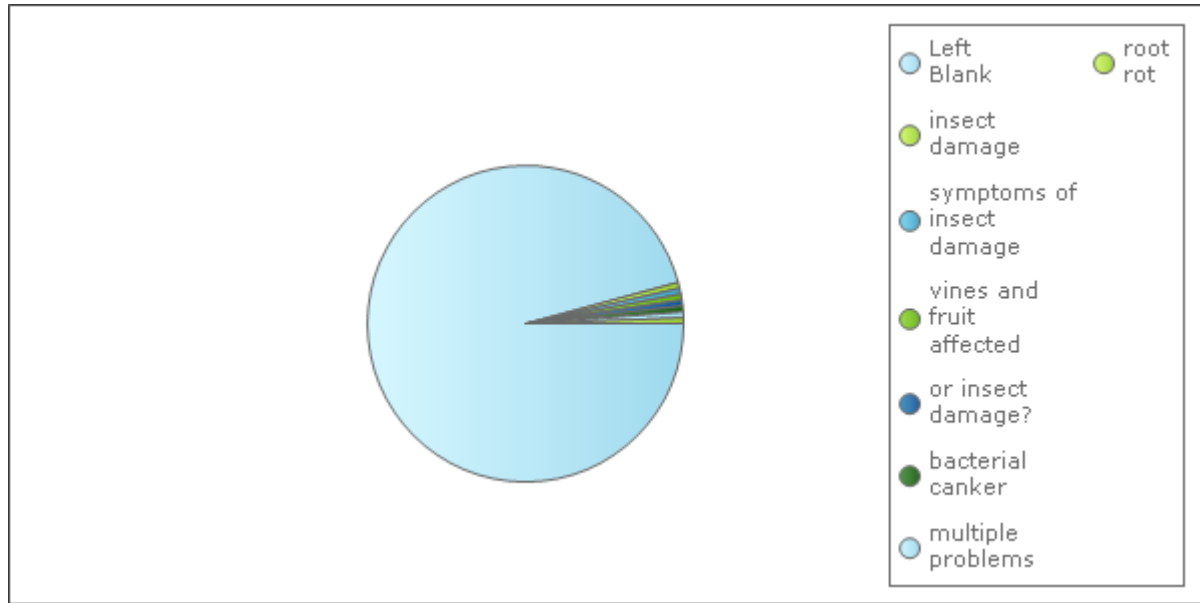
Table 4. Number of Sample Submissions by Diagnosis Needed from 01-Feb-2022 through 31-Dec-2022.

This section reports diagnosis needed for the samples from all statuses. Hence, this section represents the total number of samples processed during this time period.



Diagnosis Needed	Number of Samples	%
Disease ID	143	86.14
Insect ID	14	8.43
Nematode ID/Analysis	7	4.22
Plant/Weed ID	1	0.60
Unknown	1	0.60
Total	166	100%

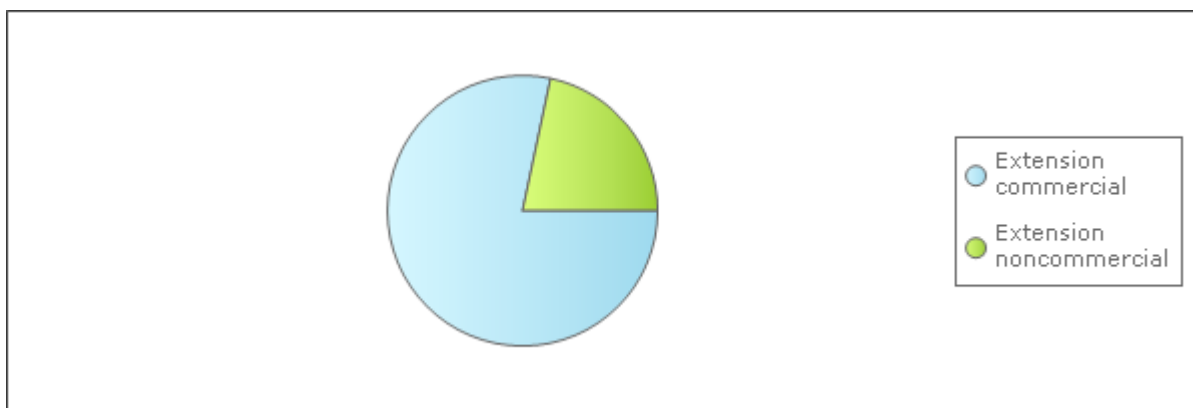
Table 5. Number of Sample Submissions by Suspected Problem from 01-Feb-2022 through 31-Dec-2022 .
This section reports suspected problem for the samples from all statuses. Hence, this section represents the total number of samples processed during this time period.



Suspected Problem	Number of Samples	%
Left Blank	159	95.78
insect damage	1	0.60
symptoms of insect damage	1	0.60
vines and fruit affected	1	0.60
or insect damage?	1	0.60
bacterial canker	1	0.60
multiple problems	1	0.60
root rot	1	0.60
Total	166	100%

Table 6. Number of Sample Submissions by Sample Source from 01-Feb-2022 through 31-Dec-2022.

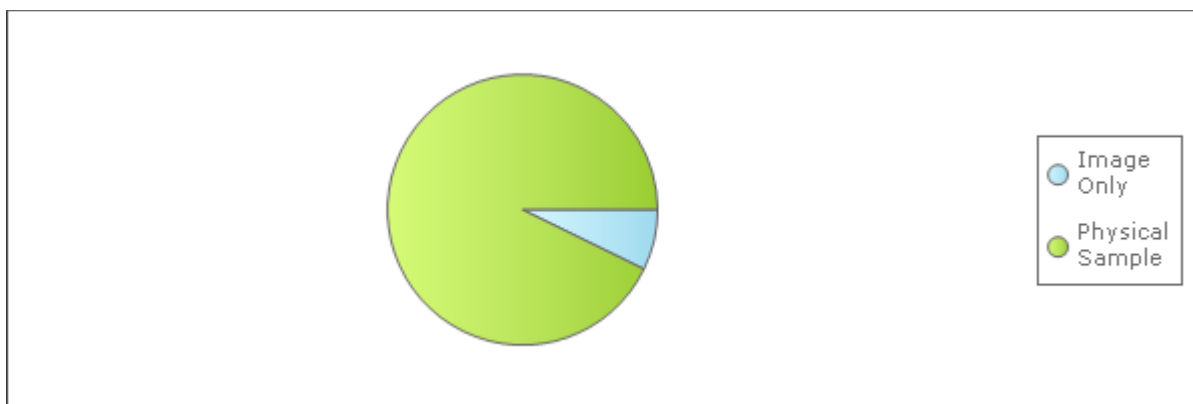
This section reports sample source for the samples from all statuses. Hence, this section represents the total number of samples processed during this time period.



Sample Source	Number of Samples	%
Extension commercial	130	78.31
Extension noncommercial	36	21.69
Total	166	100%

Table 7. Number of Sample Submissions by Type of Sample from 01-Feb-2022 through 31-Dec-2022.

This section reports sample type for the samples from all statuses. Hence, this section represents the total number of samples processed during this time period.



Sample Type	Number of Samples	%
Image Only	12	7.23
Physical Sample	154	92.77
Total	166	100%

Table 8. Number of Sample Submissions by Sample Category from 01-Feb-2022 through 31-Dec-2022.

Notes: This section reports sample category for samples from all statuses. Hence, this section represents the total number of samples processed during this time period.

Sample Category	Count	%
Left Blank	47	28.31
Vegetables	40	24.10
Small Fruit	19	11.45
Field crops	16	9.64
Woody ornamental -Deciduous	14	8.43
Woody ornamental - Evergreen	9	5.42
Fruit	9	5.42
Annual	7	4.22
Perennial	3	1.81
InsectID	1	0.60
Left Blank	1	0.60
Total	166	100%

Table 9. Number of Sample Submissions by Sample Material Submitted from 01-Feb-2022 through 31-Dec-2022.

Notes: This section reports sample material submitted for the samples from all statuses. Each sample may have one or more sample materials submitted. Hence, this section does not represent the total number of samples processed.

Sample Material Submitted	Number of Samples
Leaves/needles	96
Entire plant	36
Branches/twigs	38
Fruit/seed	7
Tubers	1
Photos	10
Adult Insect	1

Table 10. Number of Sample Submissions and Diagnosis/ID by Host/Habitat from 01-Feb-2022 through 31-Dec-2022.

Notes: This section reports samples from all statuses. Each sample may have one or more diagnosis/identification and hence this section does not represent the total number of samples processed.

	Confirmed	Not Detected	Suspected	Undetermined
() (Host,Diagnosis/ID) (1,3)				
Magnesium deficiency (Abiotic disorder)	0	0	1	0
No insect found (Identification Analysis)	1	0	0	0
No pathogen found (Identification Analysis)	1	0	0	0
American Plum (<i>Prunus americana</i>) (Host,Diagnosis/ID) (1,2)				
Additional sample requested (Identification Analysis)	1	0	0	0
Insufficient sample (Identification Analysis)	1	0	0	0
Arugula (<i>Eruca sativa</i>) (Host,Diagnosis/ID) (2,4)				
Bacterial leaf spot (<i>Pseudomonas</i> sp./spp.)	1	0	0	0
Fusarium root; Crown rot (<i>Fusarium</i> sp./spp.)	1	0	0	0
No insect found (Identification Analysis)	1	0	0	0
Rhizoctonia root; Crown rot (<i>Rhizoctonia</i> sp./spp.)	1	0	0	0
Barley (<i>Hordeum</i> sp./spp.) (Host,Diagnosis/ID) (11,18)				
Alternaria leaf and head blight (<i>Alternaria</i> sp./spp.)	1	0	0	0
Alternaria leaf blight (<i>Alternaria</i> sp./spp.)	1	0	0	0
Barley covered smut (<i>Ustilago hordei</i>)	1	0	0	0
Bunt (<i>Tilletia</i> sp./spp.)	1	0	0	0
Fusarium blight (<i>Fusarium</i> sp./spp.)	5	0	0	0
Helminthosporium diseases (<i>Pyrenophora</i> sp./spp.)	1	0	0	0
Leaf rust; Rust (<i>Puccinia</i> sp./spp.)	1	0	0	0
Leaf spot (<i>Microdochium</i> sp./spp.)	1	0	0	0
Leaf spot (<i>Stagonospora</i> sp./spp.)	3	0	0	0
Powdery mildew (<i>Blumeria graminis hordei</i>)	1	0	0	0
Smut (<i>Ustilago</i> sp./spp.)	2	0	0	0
Barley (<i>Hordeum vulgare</i>) (Host,Diagnosis/ID) (1,1)				
Leaf spot (<i>Bipolaris sorokiniana</i>)	1	0	0	0
Begonia (<i>Begonia boliviensis</i>) (Host,Diagnosis/ID) (1,3)				
No insect found (Identification Analysis)	1	0	0	0
No pathogen found (Identification Analysis)	1	0	0	0
Oedema; Edema (Abiotic disorder)	0	0	1	0
Bigtooth Aspen (<i>Populus grandidentata</i>) (Host,Diagnosis/ID) (1,2)				
Insect frass; Pupal casing; Webbing (Class Insecta)	1	0	0	0
Unknown leafroller damage ()	0	0	0	1
Bitternut (<i>Carya cordiformis</i>) (Host,Diagnosis/ID) (2,4)				
Additional sample requested (Identification Analysis)	1	0	0	0
Blister mites (Family Eriophyidae)	1	0	0	0
No insect found (Identification Analysis)	0	1	0	0
No pathogen found (Identification Analysis)	0	1	0	0

	Confirmed	Not Detected	Suspected	Undetermined
Black Birch; sweet birch (<i>Betula lenta</i>) (Host,Diagnosis/ID) (1,6)				
Mechanical damage (Abiotic disorder)	0	0	0	3
No pathogen found (Identification Analysis)	3	0	0	0
Black Currant (<i>Ribes nigrum</i>) (Host,Diagnosis/ID) (1,2)				
No insect found (Identification Analysis)	1	0	0	0
Septoria leaf spot (<i>Septoria</i> sp./spp.)	1	0	0	0
blueberry () (Host,Diagnosis/ID) (1,2)				
Dieback; Canker; Twig blight (<i>Botryosphaeria</i> sp./spp.)	1	0	0	0
Winter injury (Abiotic disorder)	0	0	1	0
Blueberry (<i>Vaccinium</i> sp./spp.) (Host,Diagnosis/ID) (11,19)				
Additional sample requested (Identification Analysis)	1	0	0	0
Dieback; Canker; Twig blight (<i>Botryosphaeria</i> sp./spp.)	3	0	0	0
Insufficient sample (Identification Analysis)	4	0	0	0
No pathogen found (Identification Analysis)	0	1	0	0
Oedema; Edema (Abiotic disorder)	0	0	1	0
Puffballs (Multiple genera sp./spp.)	1	0	0	0
Slime mold (Class Myxomycetes; Myxomycota)	1	0	0	0
Sooty blotch flyspeck complex (Various Fungi)	0	0	1	0
Twig blight (<i>Fusicoccum</i> sp./spp.)	2	0	0	0
Undetermined injury (Identification Analysis)	0	0	0	1
Winter injury (Abiotic disorder)	0	0	2	0
Witches' broom (Unidentified Agent)	1	0	0	0
Broccoli (<i>Brassica oleracea</i> var. <i>botrytis</i>) (Host,Diagnosis/ID) (1,2)				
Alternaria head rot (<i>Alternaria</i> sp./spp.)	1	0	0	0
No insect found (Identification Analysis)	1	0	0	0
Brussels-sprouts (<i>Brassica oleracea</i> var. <i>gemmifera</i>) (Host,Diagnosis/ID) (1,1)				
Alternaria head rot (<i>Alternaria</i> sp./spp.)	1	0	0	0
Bur Oak (<i>Quercus macrocarpa</i>) (Host,Diagnosis/ID) (1,2)				
Insufficient sample (Identification Analysis)	0	0	0	2
Cabbage (<i>Brassica oleracea</i> var. <i>capitata</i>) (Host,Diagnosis/ID) (1,2)				
Imported cabbageworm (<i>Pieris rapae</i>)	0	0	1	0
No pathogen found (Identification Analysis)	1	0	0	0
Carrot (<i>Daucus carota sativus</i>) (Host,Diagnosis/ID) (1,2)				
No insect found (Identification Analysis)	1	0	0	0
Root rot (<i>Thielaviopsis</i> sp./spp.)	1	0	0	0
Chrysanthemum (<i>Chrysanthemum</i> sp./spp. hybrids) (Host,Diagnosis/ID) (1,5)				
Fertilizer injury (Abiotic disorder)	0	0	1	0
High pH damage (Abiotic disorder)	0	0	1	0
No insect found (Identification Analysis)	1	0	0	0
No pathogen found (Identification Analysis)	1	0	0	0
Nutrient imbalance (Abiotic disorder)	0	0	1	0

	Confirmed	Not Detected	Suspected	Undetermined
Common Wheat (<i>Triticum aestivum</i>) (Host,Diagnosis/ID) (32,58)				
Alternaria leaf and head blight (<i>Alternaria</i> sp./spp.)	4	0	0	0
Alternaria leaf blight (<i>Alternaria</i> sp./spp.)	6	0	0	0
Barley covered smut (<i>Ustilago hordei</i>)	4	0	0	0
Bipolaris spot blotch (<i>Bipolaris</i> sp./spp.)	2	0	0	0
Bunt (<i>Tilletia</i> sp./spp.)	2	0	0	0
Cereal/ grass disease (<i>Bipolaris</i> sp./spp.)	1	0	0	0
Downy mildew (Unidentified Fungus)	1	0	0	0
Downy mildews; Water molds (<i>Oomycetes</i>)	1	0	0	0
Foliar blight (<i>Fusarium</i> sp./spp.)	3	0	0	0
Fusarium blight (<i>Fusarium</i> sp./spp.)	9	0	1	0
Glume blotch (<i>Septoria tritici</i>)	0	0	1	0
Helminthosporium diseases (<i>Pyrenophora</i> sp./spp.)	1	0	0	0
Leaf spot (<i>Epicoccum</i> sp./spp.)	0	0	1	0
Leaf spot (<i>Microdochium</i> sp./spp.)	12	0	0	0
Leaf spot (<i>Stagonospora</i> sp./spp.)	4	0	0	0
No pathogen found (Identification Analysis)	1	0	0	0
Powdery mildew (<i>Erysiphe</i> sp./spp.)	2	0	0	0
Septoria leaf blight (<i>Septoria</i> sp./spp.)	0	0	1	0
Smut (<i>Ustilago</i> sp./spp.)	1	0	0	0
Cosmos Flower (<i>Cosmos bipinnatus</i>) (Host,Diagnosis/ID) (1,2)				
Alleculid beetle (<i>Isomira</i> sp./spp.)	1	0	0	0
Oriental beetle (<i>Anomala orientalis</i>)	1	0	0	0
Cucumber (<i>Cucumis sativus</i>) (Host,Diagnosis/ID) (2,4)				
Angular leaf spot (<i>Pseudomonas syringae</i>)	0	0	1	0
Cultural/environmental problem (Abiotic disorder)	0	0	1	0
No insect found (Identification Analysis)	1	0	0	0
No pathogen found (Identification Analysis)	1	0	0	0
Domestic Apple (<i>Malus domestica</i>) (Host,Diagnosis/ID) (3,5)				
Dieback; Canker; Twig blight (<i>Botryosphaeria</i> sp./spp.)	1	0	0	0
No insect found (Identification Analysis)	1	0	0	0
No pathogen found (Identification Analysis)	1	0	0	0
Winter injury (Abiotic disorder)	0	0	2	0
Eastern Black cherry (<i>Prunus serotina</i>) (Host,Diagnosis/ID) (3,8)				
Additional sample requested (Identification Analysis)	1	0	0	0
Dieback (Unidentified Agent)	0	0	0	1
Leaf skeletonizers (Family Zygaenidae)	0	1	0	1
No insect found (Identification Analysis)	1	0	0	0
No pathogen found (Identification Analysis)	1	1	0	0
Shothole (Unidentified Agent)	1	0	0	0
Eastern White pine (<i>Pinus strobus</i>) (Host,Diagnosis/ID) (1,3)				
Additional sample requested (Identification Analysis)	1	0	0	0

	Confirmed	Not Detected	Suspected	Undetermined
No insect found (Identification Analysis)	0	1	0	0
No pathogen found (Identification Analysis)	0	1	0	0
Elderberry (<i>Sambucus sp./spp.</i>) (Host,Diagnosis/ID) (1,2)				
Eriophyid mites (Family Eriophyidae)	0	0	1	0
No pathogen found (Identification Analysis)	1	0	0	0
Fukien Tea tree (<i>Carmona retusa</i>) (Host,Diagnosis/ID) (1,1)				
Mealybugs (Family Pseudococcidae)	1	0	0	0
Garden Beet (<i>Beta vulgaris</i>) (Host,Diagnosis/ID) (2,3)				
Alternaria leaf spot (<i>Alternaria sp./spp.</i>)	1	0	0	0
Beet leafminer; Spinach Im (<i>Pegomya hyoscyami</i>)	0	0	2	0
Garlic (<i>Allium sativum</i>) (Host,Diagnosis/ID) (3,5)				
Bulb mite (<i>Rhizoglyphus sp./spp.</i>)	1	0	0	0
Fusarium dry rot; Bulb rot (<i>Fusarium sp./spp.</i>)	1	0	0	0
No insect found (Identification Analysis)	1	0	0	0
No pathogen found (Identification Analysis)	1	0	0	0
White mold (<i>Sclerotinia sp./spp.</i>)	0	0	1	0
Gooseberry (<i>Ribes sp./spp.</i>) (Host,Diagnosis/ID) (1,3)				
No insect found (Identification Analysis)	1	0	0	0
No pathogen found (Identification Analysis)	1	0	0	0
Non-pathogenic; Saprophyte (Secondary Agents; Saprophytes; Unspecif.)	1	0	0	0
Grape (<i>Vitis sp./spp.</i>) (Host,Diagnosis/ID) (4,8)				
Additional sample requested (Identification Analysis)	1	0	0	0
Black rot (<i>Guignardia bidwellii</i>)	1	0	0	0
Gallmaking midges (Family Cecidomyiidae)	1	0	0	0
Grape Phylloxera (<i>Daktulosphaira vitifoliae</i>)	2	0	0	0
No insect found (Identification Analysis)	1	0	0	0
No pathogen found (Identification Analysis)	2	0	0	0
Groundcherry (<i>Physalis sp./spp.</i>) (Host,Diagnosis/ID) (1,2)				
Non-pathogenic; Saprophyte (Secondary Agents; Saprophytes; Unspecif.)	1	0	0	0
Septoria leaf spot (<i>Septoria sp./spp.</i>)	1	0	0	0
Hemp (<i>Cannabis sativa</i>) (Host,Diagnosis/ID) (13,23)				
Free living nematodes (Multiple genera sp./spp.)	0	0	1	0
Fungivorous nematodes (<i>Tetylenchus sp./spp.</i>)	2	0	0	0
Fusarium wilt; Fusarium wilt complex (<i>Fusarium sp./spp.</i>)	0	0	1	0
Lesion nematodes (<i>Pratylenchus sp./spp.</i>)	6	0	0	0
No insect found (Identification Analysis)	4	0	0	0
No pathogen found (Identification Analysis)	1	0	0	0
Ring nematode (<i>Mesocriconema sp./spp.</i>)	1	0	0	0
Septoria leaf spot (<i>Septoria sp./spp.</i>)	4	0	0	0
Spiral nematodes (<i>Helicotylenchus sp./spp.</i>)	2	0	0	0
Stunt nematodes (<i>Tylenchorhynchus sp./spp.</i>)	1	0	0	0

	Confirmed	Not Detected	Suspected	Undetermined
Home and garden (habitat) (Host,Diagnosis/ID) (2,2)				
Fruit fly (<i>Drosophila</i> sp./spp.)	1	0	0	0
Mugwort (<i>Artemisia vulgaris</i>)	1	0	0	0
Honeylocust (Gleditsia sp./spp.) (Host,Diagnosis/ID) (1,1)				
Honeylocust plant bug (<i>Blepharopterus</i> (<i>Diaphnocoris</i>) <i>chlorionis</i>)	1	0	0	0
Hops (Humulus lupulus) (Host,Diagnosis/ID) (2,6)				
Anthraxnose (<i>Glomerella</i> sp./spp.)	1	0	0	0
Botrytis blight (<i>Botrytis</i> sp./spp.)	1	0	0	0
Fusarium blight (<i>Fusarium</i> sp./spp.)	1	0	0	0
No insect found (Identification Analysis)	1	0	0	0
Powdery mildew (<i>Podosphaera</i> sp./spp.)	0	0	1	0
Unspecified pathology (<i>Alternaria</i> sp./spp.)	1	0	0	0
Jalapeno Pepper (Capsicum annuum) (Host,Diagnosis/ID) (1,2)				
Anthraxnose fruit rot (<i>Colletotrichum</i> sp./spp.)	1	0	0	0
No insect found (Identification Analysis)	1	0	0	0
Kale (Brassica oleracea acephala) (Host,Diagnosis/ID) (1,2)				
Heat and water stress (Abiotic disorder)	0	0	1	0
No pathogen found (Identification Analysis)	1	0	0	0
Lettuce (Lactuca sp./spp.) (Host,Diagnosis/ID) (1,2)				
Crown rot (<i>Botrytis</i> sp./spp.)	1	0	0	0
Fusarium crown rot (<i>Fusarium</i> sp./spp.)	1	0	0	0
Maple (Acer sp./spp.) (Host,Diagnosis/ID) (1,2)				
Additional sample requested (Identification Analysis)	1	0	0	0
Heart rot (Unidentified Agent)	0	0	0	1
Mixed Plant material (unspecified) (Host,Diagnosis/ID) (2,3)				
Clover mite (<i>Bryobia praetiosa</i>)	0	0	1	0
No pathogen found (Identification Analysis)	1	0	0	0
Oedema; Edema (Abiotic disorder)	0	0	1	0
New Guinea impatiens (Impatiens hawkeri) (Host,Diagnosis/ID) (1,2)				
No insect found (Identification Analysis)	1	0	0	0
Oedema; Edema (Abiotic disorder)	0	0	1	0
Onion (Allium cepa) (Host,Diagnosis/ID) (4,7)				
Bacterial blight (<i>Xanthomonas</i> sp./spp.)	0	0	1	0
Botrytis bulb and root rot (<i>Botrytis</i> sp./spp.)	1	0	0	0
Fusarium basal rot (<i>Fusarium</i> sp./spp.)	3	0	0	0
No insect found (Identification Analysis)	2	0	0	0
Parsley (Petroselinum crispum) (Host,Diagnosis/ID) (2,2)				
Nutrient imbalance (Abiotic disorder)	0	0	2	0
Pear (ornamental) (Pyrus sp./spp.) (Host,Diagnosis/ID) (1,2)				
Fire blight (<i>Erwinia amylovora</i>)	1	0	0	0
No insect found (Identification Analysis)	1	0	0	0
Pepper (Capsicum annuum) (Host,Diagnosis/ID) (3,4)				

	Confirmed	Not Detected	Suspected	Undetermined
Blossom end rot (Abiotic disorder)	0	0	1	0
Fusarium stem; Root rot (Fusarium sp./spp.)	1	0	0	0
Insect damage (Class Insecta)	1	0	0	0
Wind damage (Abiotic disorder)	0	0	1	0
Pin Oak (Quercus palustris) (Host,Diagnosis/ID) (1,3)				
Environmental stress; Problem (Abiotic disorder)	0	0	1	0
No insect found (Identification Analysis)	1	0	0	0
No pathogen found (Identification Analysis)	1	0	0	0
Potato (seed) (Solanum tuberosum) (Host,Diagnosis/ID) (1,2)				
Chilling injury (Abiotic disorder)	0	0	1	0
No pathogen found (Identification Analysis)	1	0	0	0
Pumpkin (Cucurbita sp./spp.) (Host,Diagnosis/ID) (1,1)				
Angular leaf spot (Pseudomonas syringae)	0	0	1	0
Radish (Raphanus sativus) (Host,Diagnosis/ID) (1,1)				
Rhizoctonia root rot (Rhizoctonia sp./spp.)	0	0	1	0
Raspberry (Rubus sp./spp.) (Host,Diagnosis/ID) (3,4)				
No pathogen found (Identification Analysis)	1	0	0	0
Spider mites (Family Tetranychidae)	1	0	0	0
Spotted wing Drosophila (Drosophila suzukii)	0	0	2	0
Red Oaks (Quercus sp./spp. red) (Host,Diagnosis/ID) (2,4)				
Leaf skeletonizer damage ()	0	0	0	1
Leaf spot (Tubakia sp./spp.)	1	0	0	0
Mechanical damage (Abiotic disorder)	0	0	0	1
No pathogen found (Identification Analysis)	0	0	0	1
Red Spruce (Picea rubra) (Host,Diagnosis/ID) (2,4)				
Additional sample requested (Identification Analysis)	1	0	0	0
Cooley spruce gall adelgid (Adelges cooleyi)	1	0	0	0
No insect found (Identification Analysis)	0	1	0	0
No pathogen found (Identification Analysis)	0	1	0	0
Rose (Rosa sp./spp.) (Host,Diagnosis/ID) (1,2)				
Anthracnose (Sphaceloma sp./spp.)	0	0	1	0
No insect found (Identification Analysis)	1	0	0	0
Scots Pine (Pinus sylvestris) (Host,Diagnosis/ID) (3,4)				
Additional sample requested (Identification Analysis)	1	0	0	0
Diplodia tip blight; Canker (Diplodia pinea)	1	0	0	0
Tip blight (Diplodia sp./spp.)	0	0	2	0
Spinach (Spinacia oleracea) (Host,Diagnosis/ID) (5,9)				
Beet leafminer; Spinach Im (Pegomya hyoscyami)	0	0	1	0
Environmental stress; Problem (Abiotic disorder)	0	0	1	0
Fusarium root rot (Fusarium sp./spp.)	1	0	0	0
Fusarium root; Crown rot (Fusarium sp./spp.)	1	0	0	0
Heat and water stress (Abiotic disorder)	0	0	1	0

	Confirmed	Not Detected	Suspected	Undetermined
No insect found (Identification Analysis)	3	0	0	0
No pathogen found (Identification Analysis)	1	0	0	0
Squash (<i>Cucurbita sp./spp.</i>) (<i>Host,Diagnosis/ID</i>) (1,2)				
No insect found (Identification Analysis)	1	0	0	0
Watermelon mosaic (Watermelon Mosaic Virus (WMV))	1	0	0	0
Squash; Winter crookneck; canada pumpkin (<i>Cucurbita moschata</i>) (<i>Host,Diagnosis/ID</i>) (1,2)				
Angular leaf spot (<i>Pseudomonas syringae</i>)	0	0	1	0
No insect found (Identification Analysis)	1	0	0	0
Strawberry (<i>Fragaria sp./spp.</i>) (<i>Host,Diagnosis/ID</i>) (5,12)				
Crown and root rot (Pathogen complex)	0	0	1	0
Crown and root rot (Unidentified Agent)	0	0	1	0
Cultural/environmental problem (Abiotic disorder)	0	0	1	0
Leaf spot; Blight (<i>Mycosphaerella fragariae</i>)	3	0	0	0
No insect found (Identification Analysis)	3	0	0	0
Non-pathogenic; Saprophyte (Secondary Agents; Saprophytes; Unspecif.)	1	0	0	0
Winter injury (Abiotic disorder)	0	0	2	0
Tomato (<i>Lycopersicon esculentum</i>) (<i>Host,Diagnosis/ID</i>) (4,7)				
Bacterial canker (<i>Clavibacter michiganensis michiganensis</i>)	2	0	0	0
Corky root rot (<i>Pyrenochaeta lycopersici</i>)	0	0	1	0
Early blight; Leaf spot (<i>Alternaria solani</i>)	1	0	0	0
Leaf mold (<i>Fulvia fulva</i>)	1	0	0	0
Potato black dot (<i>Colletotrichum coccodes</i>)	1	0	0	0
Powdery mildew (<i>Oidium sp./spp.</i>)	1	0	0	0
Tomato (<i>Solanum lycopersicum</i>) (<i>Host,Diagnosis/ID</i>) (2,4)				
Leaf mold (<i>Fulvia fulva</i>)	1	0	0	0
Leaf scorch (Abiotic disorder)	1	0	0	0
Magnesium deficiency (Abiotic disorder)	0	0	1	0
No pathogen found (Identification Analysis)	1	0	0	0
various ornamentals () (<i>Host,Diagnosis/ID</i>) (1,1)				
Rose chafer (<i>Macrodactylus subspinosus</i>)	1	0	0	0
Watermelon (<i>Citrullus lanatus</i>) (<i>Host,Diagnosis/ID</i>) (1,6)				
<i>Alternaria</i> leaf spot (<i>Alternaria sp./spp.</i>)	0	0	3	0
Nutrient imbalance (Abiotic disorder)	0	0	3	0

Issued in furtherance of Cooperative Extension work, Acts of May 8 and June 30, 1914, in cooperation with the United States Department of Agriculture. University of Vermont Extension, Burlington, Vermont. University of Vermont Extension, and U.S. Department of Agriculture, cooperating, offer education and employment to everyone without regard to race, color, national origin, gender, religion, age, disability, political beliefs, sexual orientation, and marital or familial status. Any reference to commercial products, trade names, or brand names is for information only, and no endorsement or approval is intended. 1/2023