

# Absolute Polarization Determinations of 33 Pulsars Using the Green Bank Telescope

Megan M. Force,<sup>1</sup> Paul Demorest<sup>2</sup> & Joanna M. Rankin<sup>1</sup>

<sup>1</sup>*Physics Department, University of Vermont, Burlington, VT 05405\**

<sup>2</sup>*National Radio Astronomy Observatory, Socorro, NM 87801*

Accepted 2014 month day. Received 2014 month day; in original form 2014 month day

## ABSTRACT

Absolute polarimetry observations of 33 pulsars were carried out with the Green Bank Telescope in the 1100–1900-MHz band using the Green Bank Ultimate Pulsar Processing Instrument. This group was selected to help complete a larger sample for which accurate proper-motion measurements were available. A combination of profile analysis using the core/double cone model and polarization-angle fitting methods were applied to estimate the “fiducial” longitude of the magnetic axis for each star and refer the linear polarization angle at that point to infinite frequency. As had been found previously, a number of the pulsars are found to have fiducial polarization directions that fall either along or at right angles to their proper-motion directions, whereas upwards of a third of the stars studied show alignments that are neither parallel nor orthogonal.

**Key words:** – pulsars: general

## 1 INTRODUCTION

Pulsars have been observed to travel at high space velocities, sometimes exceeding  $1000 \text{ km s}^{-1}$ . Theorists have suggested various mechanisms by which an asymmetry in the supernova of a pulsar’s stellar progenitor might deliver a high-velocity “kick” to the neutron star remnant (*e.g.* Spruit & Phinney 1998). In the interest of investigating the origins of the high velocities observed, various groups have undertaken studies of the relative orientation between the directions of linear polarization of pulsars and their proper motions. This work, a study of the absolute polarimetry of 33 pulsars observed with the Green Bank Telescope (hereafter GBT) in West Virginia, adds to the body of knowledge gathered by these groups, and amplifies the conclusion, first clearly articulated by Johnston *et al.* (2005; hereafter Johnston I) that many pulsars exhibit orderly alignments between their linear polarization and proper-motion (hereafter PM) directions on the sky.

Inspired by the work of Johnston I, a number of further alignments were assembled by Rankin (2007), adding 26 pulsars to Johnston’s original sample. A third study by Johnston *et al.* (2007; hereafter Johnston II) followed shortly thereafter, and a reevaluation of the existing alignments using 54 pulsars was published by Noutsos *et al.* (2012).

Investigations into pulsars’ large space velocities and the orientations of supernova “kicks” are, however, much older than Johnston I. In an effort to explore these questions, major surveys of absolute linear polarimetry were pioneered by the Bonn group (Morris *et al.* 1979, 1981); these failed to show proper-motion alignments due both to the small sample then available and the inaccuracy of timing proper motions. Deshpande *et al.* encountered a similar difficulty as late as 1999.

Following widespread assumption that pulsars emitted by the curvature process, it seemed that that orientation of the linearly polarized radiation must be parallel to the projected magnetic field direction. Even after the discovery that pulsars emit in two orthogonal (hereafter OPM) polarization modes (Rankin *et al.* 1974; Manchester *et al.* 1975), many assumed that the “primary” polarization mode must be parallel. This easy presumption was dashed in the new millennium by X-ray imaging of the Vela pulsar (Helfand *et al.* 2001; Radhakrishnan & Deshpande 2001) where arcs indicated the orientation of the source’s rotation axis  $\Omega$  relative to its polarization and proper-motion (hereafter PM) directions. Interestingly, the radiation was polarized orthogonally to the magnetic field  $B$  plane, a circumstance confirmed for the radio emission by Johnston I.

For most pulsars, the direction of the rotation axis  $\Omega$  on the sky must be deduced from the electric vector orientation of its radiation at a rotational phase thought to represent the magnetic axis longitude. At this “fidu-

\* meganforce@hotmail.com; Joanna.Rankin@uvm.edu

**Table 1.** Proper motions, rotation measures and absolute polarization angles for the 33 pulsars and calibrators

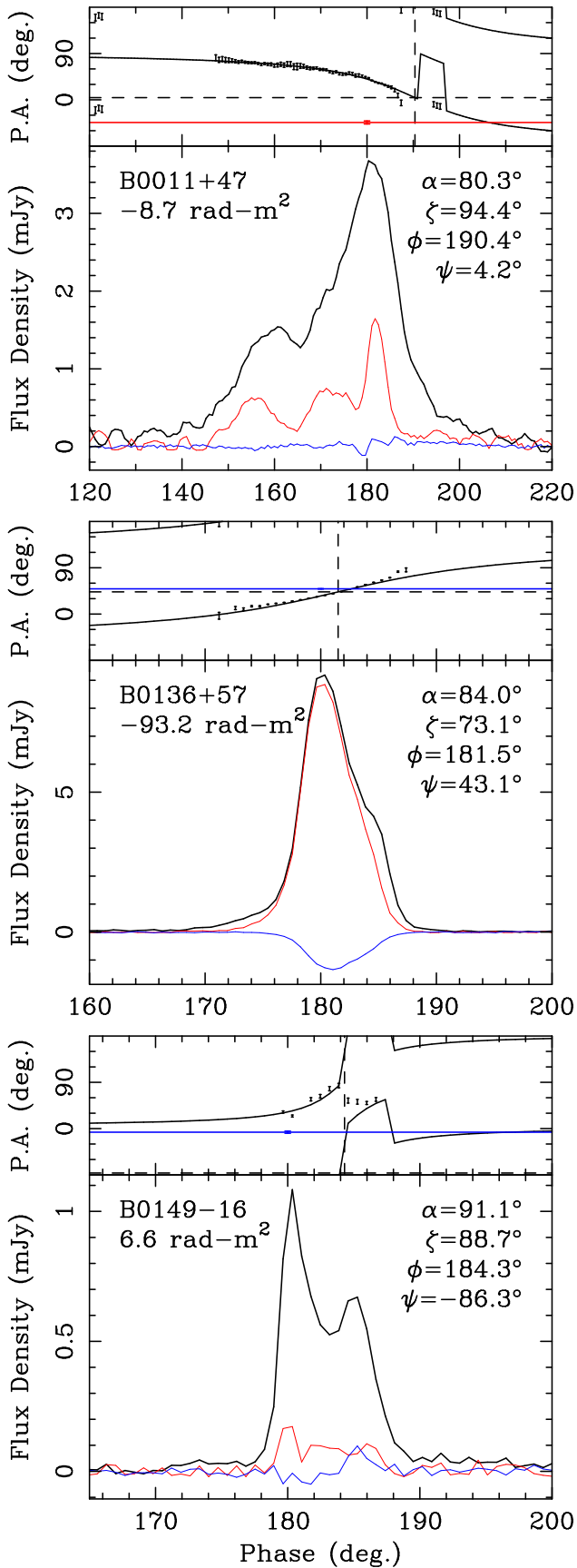
PSR Bname	PSR Jname	Period $P$ (sec)	Age $\log(\tau)$ (yrs)	Proper Motion $PA_v$ (deg)	Ref.	Rotation Measure Previous (rad $m^{-2}$ )	Ref.	Measured (rad $m^{-2}$ )	Fiducial $PA_0$ (deg)	Fig.	$\Psi$ (deg)
B0011+47	J0014+4746	1.241	7.54	+136(3)	1	—	—	−8.7(11)	+43(7)	1	−87(8)
B0136+57	J0139+5814	0.272	5.61	−131(0)	2	−90(4)	1	−93.2(4)	+43(3)	1	+6(3)
B0149−16	J0152−1637	0.833	7.01	+173(2)	1	+2(1)	2	+6.6(50)	−86(15)	1	+80(15)
B0320+39	J0323+3944	3.032	7.88	+158(8)	3	+58(3)	1	+56.3(10)	−39(2)	2	+17(9)
B0458+46	J0502+4654	0.639	6.26	−45(19)	3	−48(6)	1	−175.2(10)	−9(2)	2	−36(20)
B0906−17	J0908−1739	0.402	6.98	+167(2)	3	−36(6)	4	−32.1(7)	−27(14)	2	+14(14)
B1039−19	J1041−1942	1.386	7.37	−4(12)	1	−16(5)	1	−22.8(5)	−12(1)	2	+8(12)
B1112+50	J1115+5030	1.656	7.02	+157(2)	3	+3.2(5)	5	−0.1(8)	−35(2)	2	+11(2)
B1237+25	J1239+2453	1.382	7.36	−65(0)	5	−0.3(1)	6	+3.9(3)	−20(1)	A1	
B1322+83	J1321+8323	0.670	7.27	−76(14)	3	—	—	−23.2(11)	+26(3)	2	+78(15)
B1325−43	J1328−6038	0.533	6.45	+3(5)	1	−41(3)	7	−22.9(9)	−4(7)	3	+7(9)
B1508+55	J1509+5531	0.740	6.37	−130(0)	2	+0.8(7)	8	+3.1(4)	−7(2)	A1	
B1540−06	J1543−0620	0.709	7.11	−103(10)	1	+4(4)	1	−1.8(8)	+66(2)	3	+10(10)
B1703−40	J1707−4053	0.581	6.68	+5(35)	6	−207(25)	9	−179.7(5)	+5(1)	3	0(35)
B1718−02	J1720−0212	0.478	7.96	−178(9)	1	+17(3)	1	+6.0(15)	−8(10)	3	+10(13)
B1718−32	J1722−3207	0.477	7.07	−179(7)	6	+90(7)	1	+70.4(5)	−62(1)	3	+63(7)
B1732−07	J1735−0724	0.419	6.74	−5(3)	1	+8(3)	1	+34.5(3)	−22(1)	3	+17(4)
B1757−24	J1801−2451	0.125	4.19	+270(10)	7	+637(12)	10	+605.7(5)	−65(2)	4	+32(137)
B1800−21	J1803−2137	0.134	4.20	+3(5)	6	−27(3)	11	−36.1(2)	+15(1)	4	−12(5)
B1821−19	J1824+1945	0.189	5.76	−173(17)	6	−303(15)	1	−302.2(7)	+53(2)	4	−46(17)
B1826−17	J1829−1751	0.307	5.94	+172(9)	6	+306(6)	7	+304.7(4)	+11(1)	4	−19(9)
B1839+56	J1840+5640	1.653	7.24	−125(5)	3	−3(3)	1	−5.0(7)	+56(2)	4	−1(5)
B1905+39	J1907+4002	1.236	7.56	+45(10)	3	+7(3)	1	+5.2(3)	+66(1)	4	−21(10)
B1911−04	J1913−0440	0.826	6.51	+166(6)	3	+12(3)	4	+4.6(4)	−20(1)	A1	
B1929+10	J1932+1059	0.227	6.46	+65(0)	9	−6.87(2)	4	−5.8(2)	+52(1))	A1	
B2106+44	J2108+4441	0.415	7.88	+68(26)	1	−146(9)	1	−433.0(6)	+69(7)	5	−1(27)
B2111+46	J2113+4644	1.015	7.35	−20(44)	10	−224(2)	8	−218.8(1)	−86(0)	5	+66(44)
B2148+63	J2149+6329	0.380	7.55	+54(12)	3	−160(7)	1	−156.5(3)	−58(20)	5	−67(23)
B2154+40	J2157+4017	1.525	6.85	+76(0)	2	−44(2)	5	−32.6(30)	+83(7)	5	−7(7)
B2217+47	J2219+4754	0.538	6.49	−158(10)	11	−35.3(18)	8	—	+65(4)	5	−44(11)
B2224+65	J2225+6535	0.683	6.05	+52(1)	3	−21(3)	1	—	−50(0)	5	−78(5)
B2255+58	J2257+5909	0.368	6.00	+106(12)	6	−322(11)	1	−323.5(4)	+24(3)	6	+82(12)
B2310+42	J2313+4253	0.349	7.69	+76(0)	2	+7(2)	1	+4.4(1)	+18(0)	6	+58(0)
B2319+60	J2321+6024	2.256	6.71	−30(10)	12	−230(10)	1	−232.6(2)	−60(10)	6	+30(10)
B2324+60	J2326+6113	0.234	7.02	−60(24)	10	−221(10)	1	−220.7(3)	+49(1)	6	+72(24)
B2327−20	J2330−2005	1.644	6.75	+86(2)	1	+16(3)	1	+9.3(8)	+28(2)	6	+59(3)
B2351+61	J2354+6115	0.945	5.96	+75(9)	3	−77(6)	1	−75.9(4)	+48(1)	6	+27(9)

Proper motion refs: (1) Briskin *et al.* (2003); (2) Chatterjee *et al.* (2009); (3) Harrison *et al.* (1993); (4) Ng & Romani (2004); (5) Briskin *et al.* (2002); (6) Zou *et al.* (2005); (7) Thorsett *et al.* (2002); (8) Johnston *et al.* (2007); (9) Chatterjee *et al.* (2004); (10) Hobbs *et al.* (2004); (11) Lyne *et al.* (1982) Rotation measure refs: (1) Hamilton & Lyne (1987); (2) Qiao *et al.* (1995); (3) Weisberg *et al.* (2004); (4) Johnston *et al.* (2005); (5) Manchester (1974); (6) Taylor *et al.* (1993); (7) Han *et al.* (1999); (8) Manchester (1972); (9) Noutsos *et al.* (2008); (10) Han *et al.* (2006); (11) Rand & Lyne (1994); (12) Stappers *et al.* (2014)

cial” instant, a pulsar’s beam faces the Earth squarely and the projected magnetic field associated with its emission is parallel to  $\Omega$ . Thus the “fiducial” polarization position angle (hereafter PPA)  $PA_0$  is measured and referred to infinite frequency as a proxy for the (unseen) orientation of the rotation axis  $\Omega$ . Values for  $PA_0$  can be compared with well determined proper-motion (hereafter PM) directions  $PA_v$ , defining the orientation angle  $\Psi = PA_v - PA_0$ . These studies are necessarily limited, as proper-motions provide only two of the components of a pulsar’s velocity. Therefore, for some pulsars that lie in particular directions relative to the Earth and the Galactic plane, lack of this third velocity component re-

sults in an incomplete and distorted picture of a pulsar’s  $\Omega$  orientation relative to its  $PA_v$  direction. In their 2012 work, Noutsos *et al.* modeled a third component of the velocity, concluding that aligned rather than orthogonal vector orientations were more likely.

In the following sections, we present absolute, infinite-frequency polarization profiles for the 33 stars under study. For 23 of these, such results are new, while 10 other pulsars appear below in order to confirm some aspect of early analyses. The pulsars were studied and classified in terms of the system described in Rankin (1993a,b, hereafter ET VI) in order to better understand the emission geometry and the relationship of the po-



**Figure 1.** Polarization profiles for pulsars B0011+47, B0136+57 and B0149-16. The lower panels give the total power (Stokes  $I$ ; heavy black curve), total linear polarization (Stokes  $L$ ; red curve) and total circular polarization (Stokes  $V$ ; blue curve). The upper panels give the measured polarization position-angle (hereafter PPA) values—derotated to infinite frequency according to the specified RM—with their errors as well as a fitted curve computed using the RVM. The pulsar proper-motion direction on the sky is indicated by a red horizontal line (blue when shifted by  $180^\circ$ .) The pulsar names are given at the upper left and the fitted parameter values at the upper right of the lower panels (see text).

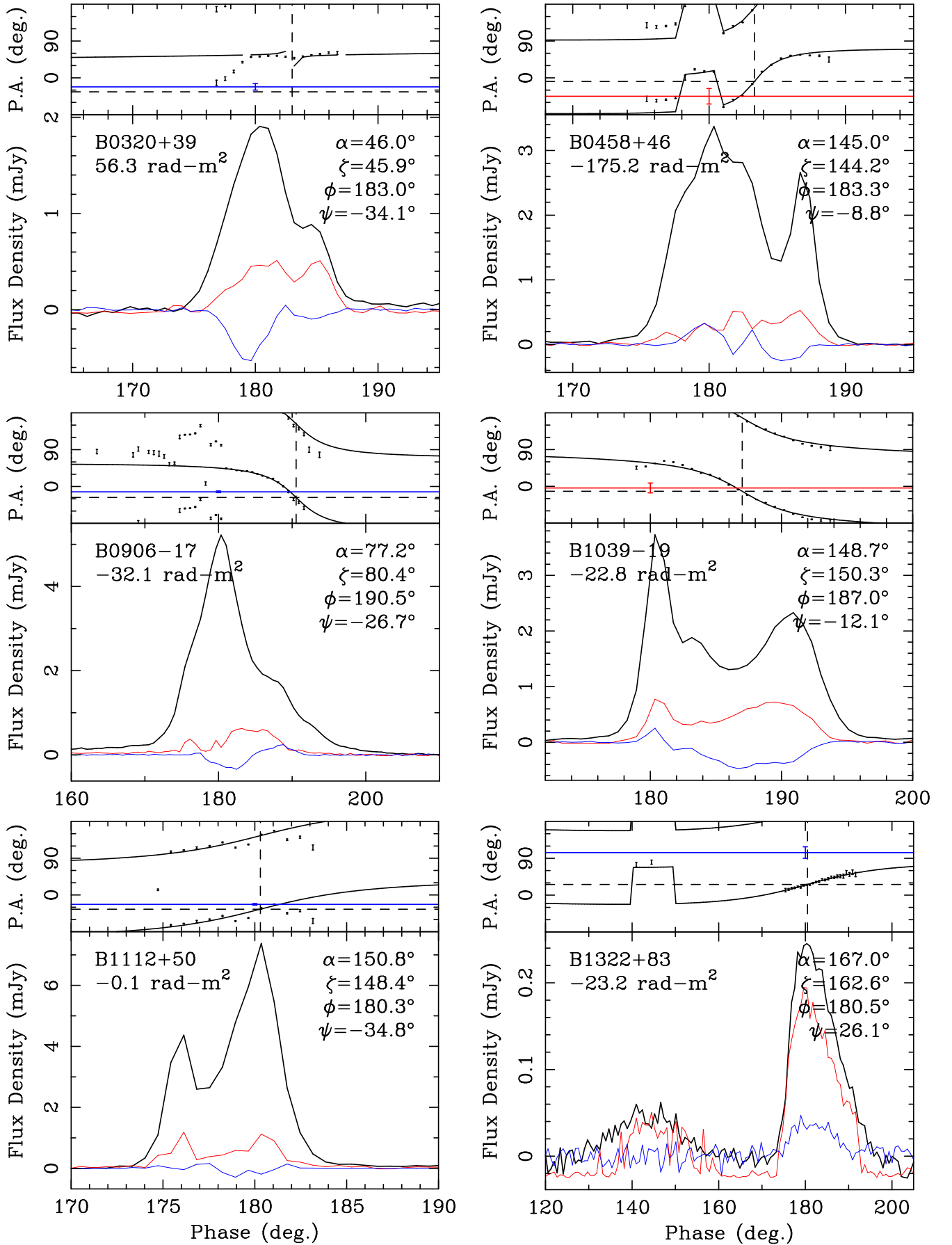
larization traverses to the fiducial longitude. Wherever possible, the PPA traverse was fitted using the rotating-vector model (Radhakrishnan & Cooke 1969; hereafter RVM) and referred to infinite frequency using a rotation measure (hereafter RM) stemming from our observation (or in several cases published values). §2 outlines our observational procedures, and in §3 we discuss the profile analyses conducted to determine the fiducial longitudes. §4 presents the fiducial PPA analyses, and §5 a summary and discussion of the results.

## 2 OBSERVATIONS

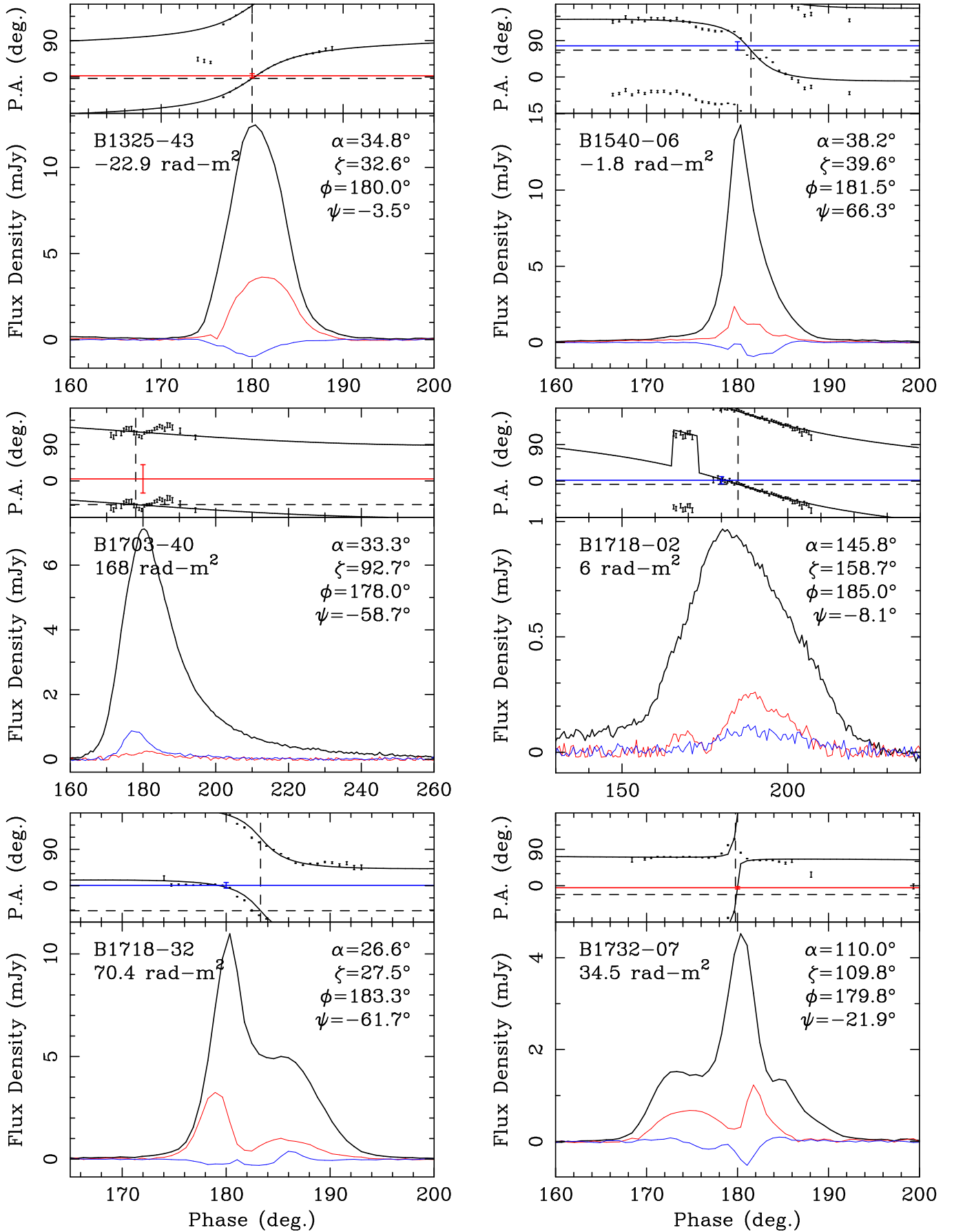
The observations were carried out in the summer of 2011 using the 100-m Robert C. Byrd Green Bank Telescope (GBT) and the Green Bank Ultimate Pulsar Processing Instrument (GUPPI) in coherent filterbank mode. The dates, resolutions and lengths of the various observations are given in Table A1. Full-Stokes spectra were acquired in an 800-MHz bandwidth centered at 1500 MHz radio frequency; the  $\sim 1200$ – $1300$  MHz airport radar analog filter was used, resulting in a  $\sim 700$ -MHz effective bandwidth. The filterbank frequency resolution was 1.5 MHz, or 512 channels across the full band. The data were coherently dedispersed in real time using the catalogued<sup>1</sup> dispersion measure for each pulsar to remove in-channel dispersive smearing, then integrated in time for  $20 \mu\text{s}$  per spectrum and recorded to disk. The filterbank data were “folded” modulo the current apparent pulse period into the final full-Stokes pulse profiles. In all cases the final profile resolution was  $1/2048$  of the pulsar’s rotation period (hereafter  $P$ ) and these resolutions are also given in Table 1. The filterbank files were inspected for radio-frequency interference (hereafter RFI) and the corrupted areas masked out in frequency and time.

Flux and polarization calibration were performed using the PSRCHIVE software package (Hotan *et al.* 2004). Paired with each pulsar, an observation of a locally-generated standard noise source was recorded to determine the flux scale. The equivalent noise-source flux density was determined during our project via observation of the unpolarized quasar J1445+0958, with an assumed

<sup>1</sup> ATNF pulsar catalogue (Manchester *et al.* 2005); <http://www.atnf.csiro.au/research/pulsar/psrcat>



**Figure 2.** Polarization profiles for B0320+39, B0458+46, B0906-17, B1039-19, B1112+50 and B1322+83 as in Fig 1.



**Figure 3.** Polarization profiles for pulsars B1325-43, B1540-06, B1703-40, B1718-02, B1718-32 and B1732-07 as in Fig 1.  
 © 2014 RAS, MNRAS **000**, 1–??

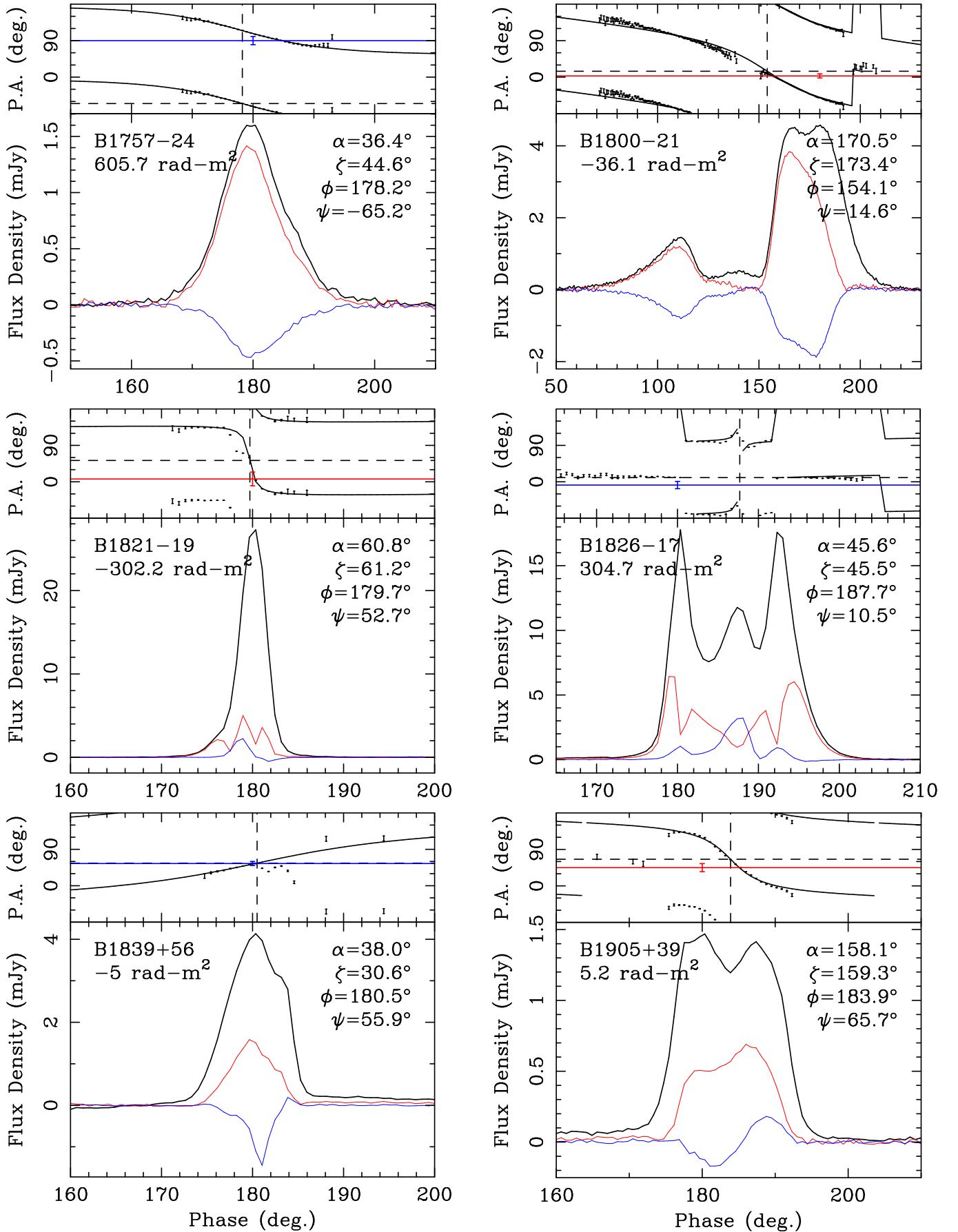
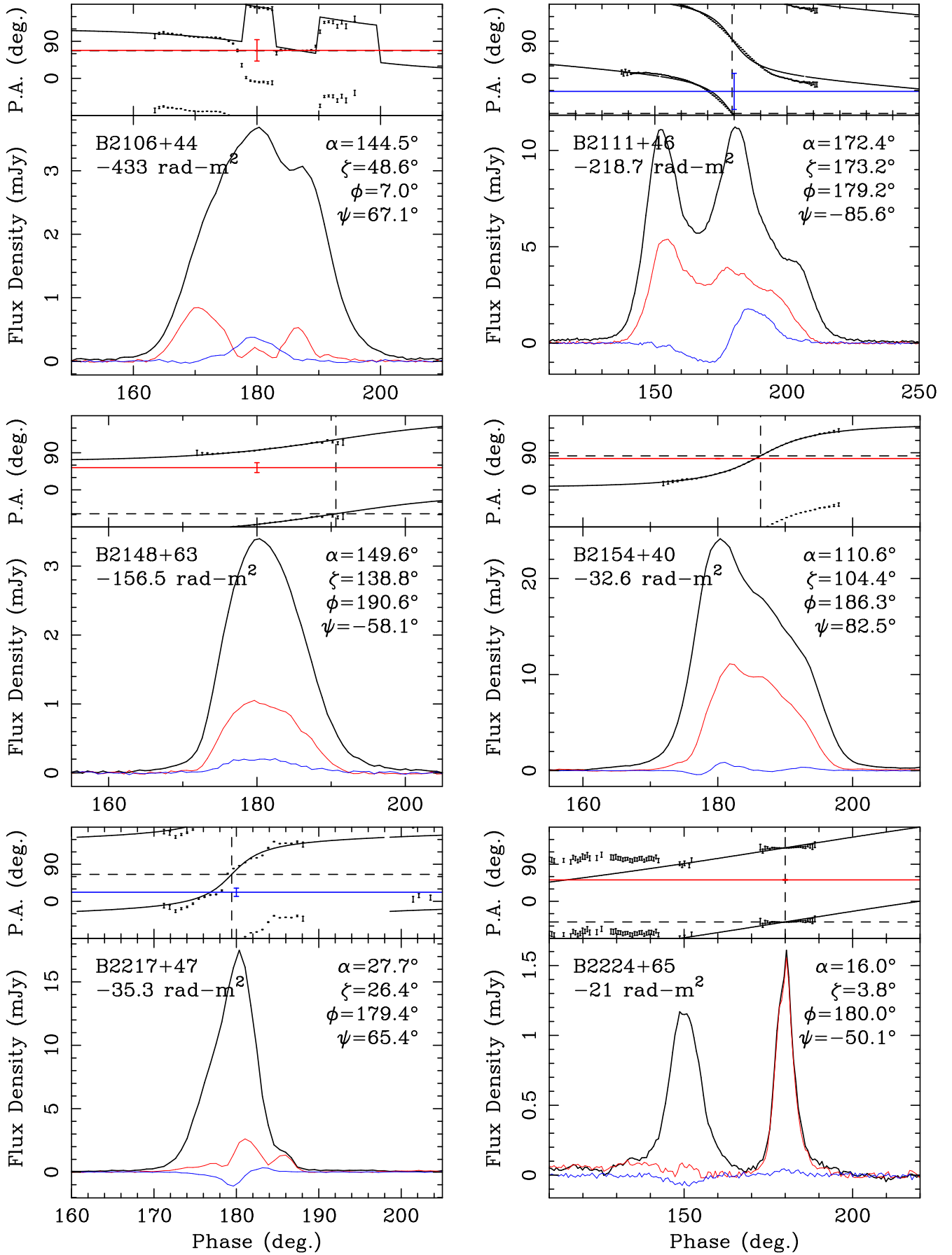
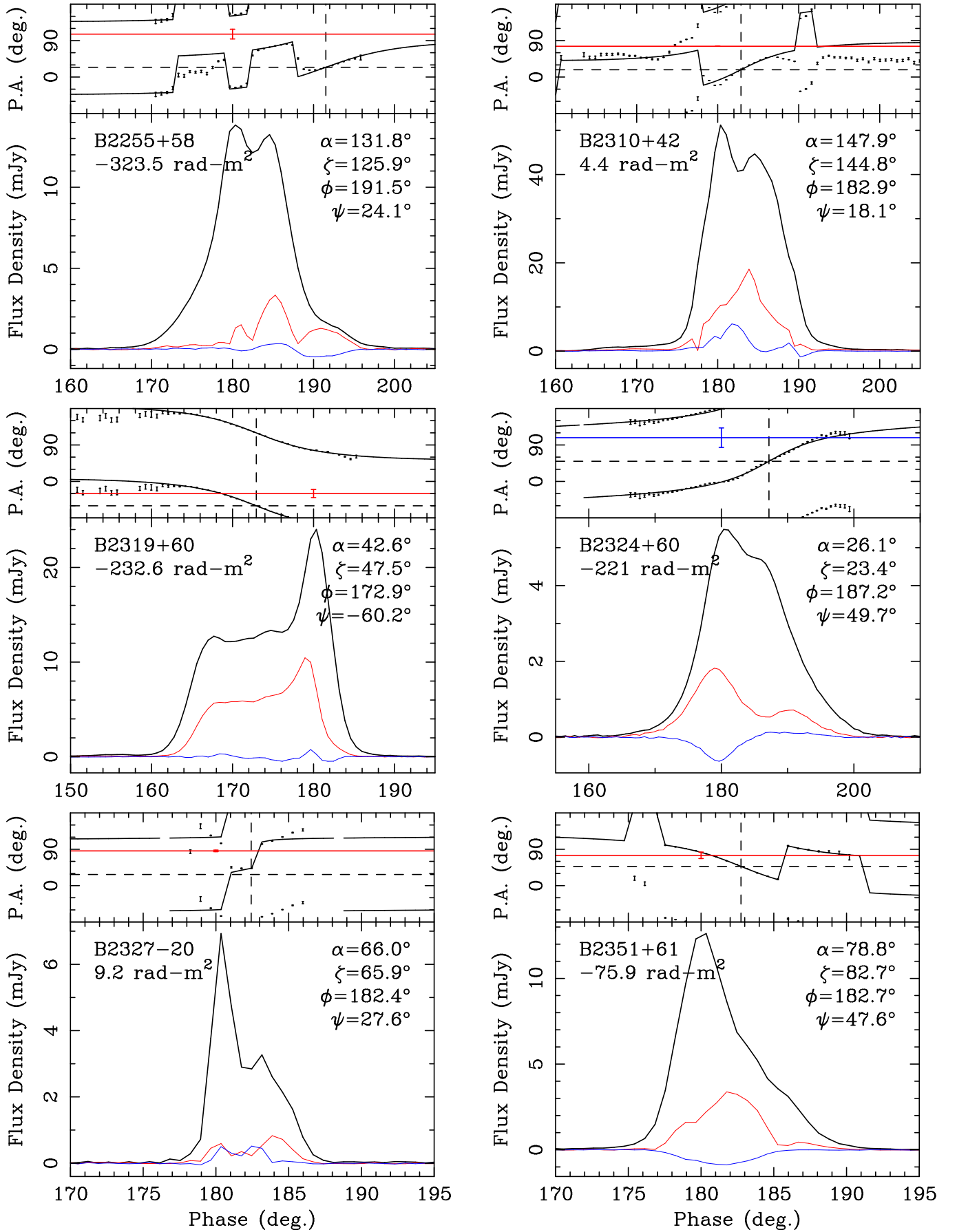


Figure 4. Polarization profiles for pulsars B1757-24, B1800-21, B1821-19, B1826-17, B1839+56 and B1905+39 as in Fig 1.  
© 2014 RAS, MNRAS 000, 1-??



**Figure 5.** Polarization profiles for pulsars B2106+44, B2111+46, B2148+63, B2154+40, B2217+47 and B2224+65 as in Fig 1.  
 © 2014 RAS, MNRAS 000, 1–??



**Figure 6.** Polarization profiles for pulsars B2255+58, B2310+42, B2319+60, B2324+60, B2327-20 and B2351+61 as in Fig 1.



flux at 1500 MHz of 2.32 Jy. From a 3-hour observation of the pulsar B0450+55, taken as part of a different observing program using an identical instrumental setup, the parallactic angle rotation with respect to the telescope was used to solve for the receiver system's intrinsic polarization cross-coupling matrix, following van Straten (2004). From the calibrated profiles versus frequency, rotation measures (RM) were determined using the PSRCHIVE program “rmfit”: an initial RM was determined by finding the RM value that maximized the total linearly polarized flux in the frequency-averaged profile. After applying the initial RM, the full band was averaged into upper and lower halves, and the weighted mean position-angle difference between the two halves was used to find the final RM and its uncertainty (*e.g.* Han *et al.* 2006). RM determinations for all sources are tabulated in Table A2. The calibrated profiles were then RM de-rotated, corrected for parallactic angle, and integrated over the full band—providing the basis for the analyses described in the following sections.

### 3 POLARIZATION PROFILE ANALYSIS

Absolute fiducial PPA determinations require accurate measurements of three different types: a) absolute polarimetry (PPAs measured counterclockwise from North on the sky) at the frequency of observation; b) rotation-measure values to refer the PPAs to infinite frequency; and c) profile analyses to estimate the “fiducial” longitude of a pulsar’s magnetic axis so that the “fiducial” PPA can then be computed.

Many details of our three-fold analyses are presented in the Appendix. The results of the observational calibrations and reductions from the GBT are given in Figures 1–6 and Figure A1 below. Each figure gives results for up to six pulsars. The total power, linear and circular polarization of the profile are given in the lower panels of each display, while the PPA information is given in the upper panels. Here the PPAs have been referred to infinite frequency, and a horizontal curve showing the proper-motion direction  $PA_v$  is also indicated (red, or blue if shifted by  $180^\circ$ ).

Two different approaches were used to estimate the fiducial longitude and thus the fiducial PPA  $PA_0$ , and in most cases they gave compatible guidance. First, we reassessed the totality of the available published polarized profile information on the 33 pulsars in an effort to determine the nature of their sightline traverses using the core/double cone model of ET VI and the other papers of this series. The results of these efforts are discussed in paragraphs on each star in the Appendix and summarized in Table A2. Second, we fitted RVM curves to the PPA traverses of each pulsar. In most cases the longitude origin was fitted for and subsequently taken as the best estimate for the fiducial longitude. However, for some third of the pulsars, the longitude origin was fixed for an analytical consideration, explained when relevant in the Appendix. A dashed vertical line on each plot shows the fitted or otherwise estimated fiducial longitude, and the parameters used in the fitting are given on each plot. In some cases it was necessary to correct for orthogonal

polarization mode “jumps”; these are indicated as relevant. In some cases low level polarized RFI was found to persist in the observations and seemed to affect our RM measurements and/or RVM fits. In such cases the longitude range used for these analyses was restricted to avoid possible distortion. These issues are discussed for each pulsar in the Appendix.

### 4 PROPER-MOTION & FIDUCIAL PPA ANALYSIS

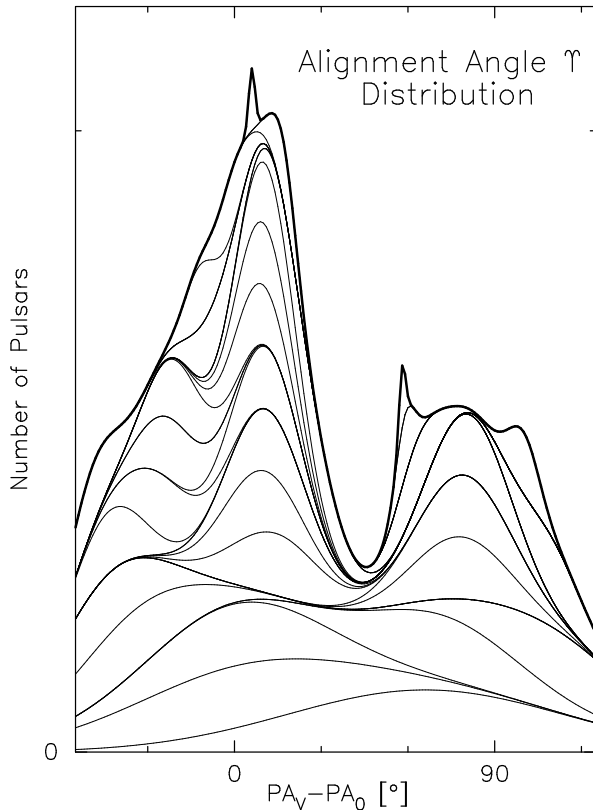
Four pulsars with well measured absolute polarization angles were included in the observations as calibrators, and several other such sources were included in order to better understand their fiducial geometry. Panels showing the absolute polarization and proper-motion orientations for pulsars B1237+25, B1508+55, B1911–04 and B1929+10 are given as Figure A1. Not surprisingly, the closest correspondence is for B1929+10, where the  $+78^\circ$   $PA_0$  fit (to the primary PPA mode) agrees with Johnston I’s value of  $-11(0)^\circ$  (relating to the secondary) within a joint error of  $1^\circ$ . B1508+55’s  $PA_0$  value agrees with Morris *et al.*’s within  $2^\circ$  with an uncertainty of  $7^\circ$ , and the determined  $PA_0$  for B1911–04 is identical to that of Johnston I within  $8^\circ$ . Only for B1237+25 does the fiducial  $PA_0$  disagree with the above by  $8^\circ \pm 1^\circ$ ; this goes to zero if the apparently too large RM value used here is in error.

### 5 SUMMARY AND DISCUSSION

A three part analysis was undertaken to compare the linear polarization of 33 observed pulsars with published proper motions for these sources. The relationship between the proper-motion direction  $PA_v$  and the fiducial polarization angle direction  $PA_0$  are given in Table 1 for the 33 pulsars under study. These values reflect the analyses discussed above as well as the specific circumstances of each pulsar as discussed in the Appendix.

Ten of the sources had been observed previously and were included here either to check or extend the interpretation: B0906–17 (Johnston I), B1732–07, B1757–24 and B2327–20 (Johnston II), with the remainder from Rankin (2007) quoting either Xilouris *et al.* (1991) or Morris *et al.*. For B0906–17 the fiducial longitude was estimated; for the second group Johnston II’s values were confirmed or reinterpreted. For pulsars B2154+40 and B2217+47, we reconfirm Morris *et al.*’s values within the joint errors. For the remaining Xilouris *et al.* pulsars, two are confirmed with smaller error and two are reinterpreted.

As shown in Figure 7, the alignment values fall into three groups. About half of the sources show alignments such that their fiducial polarization directions are parallel to their proper-motion directions within a few degrees. Others appear to have orthogonal alignments, and the remaining third show intermediate alignments, some of them well determined and accurate. The values in the figure are represented by Gaussians centered on the alignment value  $\Psi [= PA_v - PA_0]$  with widths reflecting the respective errors. The values are plotted bottom to top in

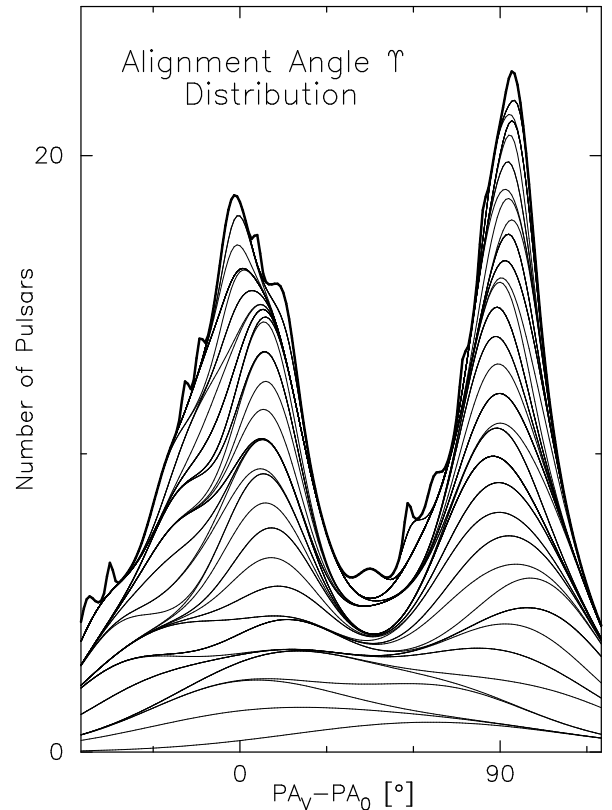


**Figure 7.** Distribution of alignment angles  $\Psi [= PA_v - PA_0]$  for the pulsars in Figs. 1-6. Values are represented by Gaussians centered on the  $\Psi$  value with widths reflecting the estimated error—and they are plotted bottom to top in order of decreasing error. The aggregate values (dark curve) exhibit broad peaks near  $0^\circ$  and  $90^\circ$ ; note that the distribution is not circularly symmetric due to the pulsars with large errors.

order of decreasing error, so several non-aligning pulsars with small errors produce prominent “spikes”.

Fig. 7, along with the results of the earlier papers, appears to argue strongly that many pulsars do exhibit velocity vectors aligning closely with their magnetic axes. However, inherent ambiguities remain due both to the lack of knowledge about the active orthogonal emission mode as well as the missing third component of the pulsar’s velocity. Comparison of data for 54 pulsars with three-component simulations by Noutsos *et al.* (2012) found a strong case for pulsar spin-velocity alignment.

Along with Johnston I, II, Rankin (2007) and Noutsos *et al.* (2008) this effort brings the number of pulsars with well studied fiducial polarization alignments to some 80. Absolute polarimetry measurements have now been carried out for most of roughly 100 normal (not millisecond) pulsars which currently have accurately determined proper motions. Figure 8 show the overall alignments of this larger group of pulsars. Note that the alignments again fall into peaks near  $0^\circ$  and  $90^\circ$ , but here the peaks are sharper, in part reflecting the properties of the somewhat younger pulsars first studied in Johnston I.



**Figure 8.** Distribution of alignment angles  $\Psi$  as in Fig. 7 for the entire population of pulsars for which this has been computed in Johnston I/II, Rankin (2007) and this paper. Here the aggregate curve exhibits sharper peaks near  $0^\circ$  and  $90^\circ$  reflecting in part a younger overall population of pulsars.

## 6 ACKNOWLEDGMENTS

The authors wish to thank Dr. Aris Noutsos for his advice and assistance with the analyses and Prof. Joel Weisberg for providing ionospheric rotation-measure estimates. Portions of this work were carried out with support from US National Science Foundation Grant AST 08-07691 and PIRE award 0968296. The Green Bank Telescope is operated by the National Radio Astronomy Observatory under contract to the US National Science Foundation. This work used the NASA ADS system.

## REFERENCES

- Blaskiewicz, M., Cordes, J. M., & Wasserman 1991, *Ap.J.*, 370, 643
- Briskin, W. F., Benson, J. M., Goss, W. M., & Thorsett, S. E. 2002, *Ap.J.*, 571, 906
- Briskin, W. F., Fruchter, A. S., Goss, W. M., Herrnstein, R. M., & Thorsett, S. E. 2003, *A.J.*, 126, 3090
- Chatterjee, S., Cordes, J. M., Vlemmings, W.H.T., Arzoumanian, Z., Goss, W. M., & Lazio, T.J.W. 2004 *Ap.J.*, 604, 339
- Chatterjee, S., Vlemmings, W.H.T., Briskin, W. F., Lazio, T.J.W., Cordes, J. M., Goss, W. M., Thorsett,

- S. E., Fomalont, E. B., Lyne, A. G., and Kramer, M. 2005, *Ap.J.*, 630, L61
- Chatterjee, S., Briskin, W. F., Vlemmings, W.H.T., Goss, W. M., Lazio, T.J.W., Cordes, J. M., & Thorsett, S. E. 2009, *Ap.J.*, 698, 250
- Deshpande, A. A., Ramachandran, R., & Radhakrishnan, V. 1999, *A&A*, 351, 195
- Everett, J. E., & Weisberg, J. M. 2001, *Ap.J.*, 553, 341
- Gould, D.M., & Lyne, A.G. 1998, *MNRAS*, 301, 253.
- Hamilton, P. A., & Lyne, A. G. 1987, *MNRAS*, 224, 1073
- Han, J. L., Manchester, R. N., & Qiao, G. J. 1999, *MNRAS*, 306, 371
- Han, J. L., Manchester, R. N., Lyne, A. G., Qiao, G. J., & van Straten 2006, *Ap.J.*, 642, 868
- Harrison, P. A., Lyne, A. G., & Anderson, B. 1993, *MNRAS*, 261, 113
- Helfand, D. J., Gotthelf, E. V., & Halpern, J. P. 2001, *Ap.J.*, 556, 380
- Hobbs, G., Lyne, A. G., Kramer, M. 2005, Martin, C. E., & Jordan, C. 2004, *MNRAS*, 353, 1311
- von Hoensbroech, A. 1999, Ph.D. thesis, Univ. of Bonn (vH)
- Hotan, A. W., van Straten, W., & Manchester, R. N. 2004, *PASA*, 21, 302
- Izvekova, V. A., Kuzmin, A. D., & Shitov, Yu. P. 1982, *Soviet Astronomy*, 26, 324
- Johnston, S., Hobbs, G., Vigeland, S., Kramer, M., Weisberg, J. M., & Lyne, A. G. 2005, *MNRAS*, 364, 1397 (Johnston I)
- Johnston, S., Kramer, M., Karastergiou, A., Hobbs, G., Ord, S., & Wallman, J. 2007, *MNRAS*, 381, 1625 (Johnston II)
- Lyne, A. G., Anderson, B., & Salter, M. J. 1982, *MNRAS*, 201, 503
- Lyne, A. G., & Manchester, R.N. 1988, *MNRAS*, 234, 477.
- Manchester, R.N. 1972, *Ap.J.*, 172, 43.
- Manchester, R.N. 1974, *Ap.J.*, 188, 637.
- Manchester, R.N., Taylor, J.H., & Huguenin, G.R. 1975, *Ap.J.*, 196, 83.
- Manchester, R. N., Han, J. L., & Qiao, G. J. 1998, *MNRAS*, 295, 280 (MHQ)
- Manchester, R. N., Hobbs, G. B., Teoh, A., & Hobbs, M. 2005, *A.J.*, 129, 1993
- Malofeev, V. M., Izvekova, V. A., & Shitov, Yu. P. 1986, preprint FIAN USSR (MIS)
- Mitra, D., & Li, X. H., 2004, *A&A*, 421, 215
- Mitra, D., & Rankin, J.M. 2011, *Ap.J.*, 792, 92.
- Morris, D., Graham, D. A., Sieber, W., Jones, B. B., Seiradakis, J. H., & Thomasson, P. 1979, *A&A*, 73, 46
- Morris, D., Graham, D. A., Sieber, W., Bartel, N., & Thomasson, P. 1981, *A&A Suppl.*, 46, 421 (MGSBT)
- Ng, C.-Y., & Romani, R. W., 2004, *Ap.J.*, 601, 484
- Noutsos, A., Johnston, S., Kramer, & Karastergiou, A. 2008, *MNRAS*, 386, 1881
- Noutsos, A., Kramer, M., Carr, P., & 2012, *MNRAS*, 423, 2736
- Qiao, G. J., Manchester, R. N., Lyne, A. G., & Gould, D. M. 1995, *MNRAS*, 274, 572
- Radhakrishnan, V., & Cooke, D. J. 1969, *Ap. Lett.*, 3, 225
- Radhakrishnan, V. & Deshpande, A. A. 2001, *A&A*, 379, 551
- Rand, R. J., & Lyne, A. G. 1994, *MNRAS*, 268, 497
- Rankin, J. M. 1993a, *Ap.J.*, 405, 285 (ET VIa)
- Rankin, J. M. 1993b, *Ap.J. Suppl.*, 85, 145 (ET VIb)
- Rankin, J. M. 2007, *Ap.J.*, 664, 443
- Rankin, J. M., Campbell, D. B., & Backer, D. C. 1974, *Ap.J.*, 188, 609
- Smith, E. M., Rankin, J. M., & Mitra, D. 2013, *MNRAS*, in press.
- Spruit, H. & Phinney, E. S. 1998, *Nature*, 393 (6681), 139.
- Srostlik, Z., & Rankin, J. M. 2005, *MNRAS*, 362, 1121
- Suleymanova, S. A., Volodin, Yu. V., & Shitov, Yu. P. 1988, *Astro. Zh.*, 422, 17 (SVS)
- Suleymanova, S. A., & Shitov, Yu. P. 1994, *Ap.J.*, 422, 17 (SS)
- van Straten, W. 2004, *Ap.J. Suppl.*, 152, 129
- Taylor, J. H., Manchester, R. N., & Lyne, A. G. 1993, *Ap.J. Suppl.*, 88, 529
- Thorsett, S., Briskin, W. F., & Goss, W. M. 2002, *Ap.J.*, 573, L111
- Weisberg, J. M., Cordes, J. M., Kuan, B., Devine, K. E., Green, J. T., & Backer, D. C. 2004, *Ap.J. Suppl.*, 150, 317
- Weltevredre, P., Edwards, R. T., & Stappers, B. W. 2007, *A&A*, 469, 607 (WES)
- Weltevredre, P., Stappers, B. W., & Edwards, R. T. 2006b, *A&A*, 445, 243 (WSE)
- Wright, G.A.E., & Fowler, L. A. 1981, *A&A*, 101, 356
- Wright, G.A.E., Sieber, W., & Wolszczan, A. 1986, *A&A*, 160, 402.
- Wu, X.J., Manchester, R.N., Lyne, A.G., & Qiao, G.J. 1993, *MNRAS*, 261, 630 (WMLQ)
- Xilouris, K. M., Rankin, J. M., Seiradakis, J. M., & Sieber, W. 1991, *A&A*, 241, 87
- Zou, W. Z., Hobbs, G., Wang, N., Manchester, R. N., Wu, X. J., & Wang, H. X. 2005, *MNRAS*, 362, 1189

**APPENDIX A: CLASSIFICATION AND GEOMETRY**

In order to appropriately interpret the PPA traverses of the various pulsars, we consulted the body of available published polarimetry, the profile classifications in Rankin 1993 (hereafter ET VI) and occasionally the fluctuation spectra of Weltevrede *et al.* (2006, 2007; hereafter WES/WSE).

**B0011+47:** Little is known about this source. Our profile together in Figure 1 with those of GL suggest a triple **T** profile with a weak trailing “outrider”, and the WES/WSE fluctuation spectra provide weak support for this interpretation.  $R$ , the ratio of  $\sin \alpha$  to  $\sin \beta$ , is  $-5.7^\circ/^\circ$  both in Table A1 and near this value in the fitted RVM curve in the above figure. This said, the fit is poor, and the PPA inflection point should not fall as late as it does in such a slow pulsar. We thus take the fiducial longitude as falling near the peak of the profile at  $181^\circ$  where the PPA is  $+43^\circ$ .

**B0136+57** seems to be reliably classified as having an **S<sub>t</sub>** profile on the basis of weak conal “outriders” visible in the 1.7-5 GHz band. The nominal geometry in ET VI using the core-width information then provides a basis for the PPA fitting in Fig. 1. This fitting, however, seems misleading as the inflection point falls far too late to be reliable. We therefore took the fiducial longitude to be near the center of the central (putative core) component at a longitude of  $181.5^\circ$ , where the PPA is  $+43^\circ$ .

**B0149–16** was classified as featuring a triple **T** profile in ET VI, but our profile in Fig. 1 together mainly with those of Gould & Lyne (1988, hereafter GL) suggest an evolution more like that of an inner cone double **D** profile—a drift feature is reported by WES/WSE. The small fractional linear polarization makes the PPA difficult to track, however both the large early rotation and the OPM dominance shift later are seen in other published profiles (*e.g.* GL at 408 MHz). The  $R$  value given by Lyne & Manchester (1988) of about  $30^\circ/^\circ$  is born out by the values in the RVM fit. The fiducial longitude is fixed at  $184.3^\circ$ .

**B0320+39:** The evidence is strong and consistent that this 3-second pulsar has a conal single **S<sub>d</sub>** profile as shown in Fig. 2. The low frequency profiles exhibit pronounced bifurcation, and a strong drift feature is seen by Izvekova *et al.* (1982) and by WES/WSE. The RVM fit suggests a much steeper PPA traverse than was envisioned in ET VI. The PPA rotation on the leading edge seems unreliable because of the depolarization there. We have thus fitted to the flat part of the traverse and assumed an unresolved  $180^\circ$  rotation at around the linear polarization minimum near the  $183^\circ$  fixed inflection point.

**B0458+46:** ET VI interpreted this profile as **T**, and the profile of von Hoensbroech & Xilouris (1997, hereafter vH) at 4.9-GHz appears to seal the case. WES/WSE report a flat fluctuation spectrum. Nonetheless, the very small  $L/I$  makes the PPA difficult to fit and interpret reliably in Figure 2. Apparently the PPA slope is positive, but our fitted  $R$  value is very different than that in ET VI.

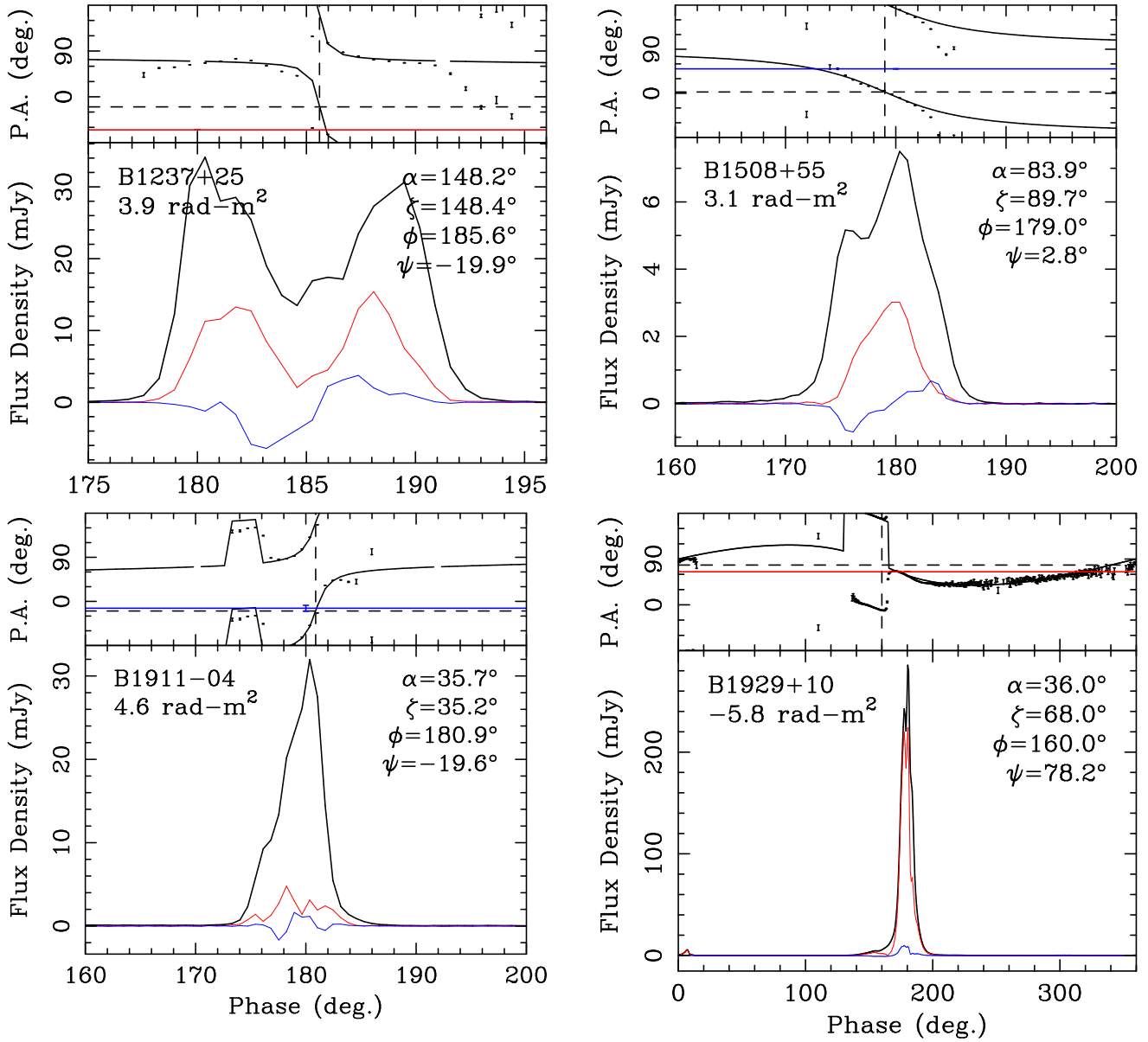
**B0906–17** may have a triple **T** profile. The Johnston I profile at 21 cm, those of GL, and vH’s 4.9-GHz pro-

**Table A1.** Date, Resolution and Length of the Observations.

Pulsar	Start Date (MJD)	Resolution (msec)	Length (secs)
B0011+47	55729.762	0.606	1832
B0136+57	55729.787	0.133	1217
B0149–16	55752.399	0.407	1506
B0320+39	55729.805	1.480	2437
B0458+46	55729.837	0.312	1825
B0656+14	55729.863	0.188	1832
B0906–17	55729.888	0.196	1785
B1039–19	55751.860	0.677	1670
B1112+50	55729.916	0.809	1832
B1237+25	55751.894	0.675	1211
B1322+83	55729.941	0.327	3058
B1325–43	55751.942	0.260	1732
B1508+55	55729.980	0.361	1739
B1540–06	55751.919	0.346	1645
B1703–40	55752.178	0.284	1800
B1718–02	55751.967	0.233	1217
B1718–32	55752.121	0.233	1825
B1732–07	55751.985	0.205	1632
B1757–24	55752.146	0.061	2440
B1800–21	55752.203	0.065	1227
B1821–19	55752.220	0.092	1258
B1826–17	55752.238	0.150	1518
B1838–04	55752.260	0.091	1500
B1839+56	55753.317	0.807	1832
B1905+39	55753.342	0.604	2034
B1911–04	55752.281	0.403	1525
B1929+10	55752.110	0.111	605
B1929+10	55753.397	0.111	605
B2106+44	55753.408	0.203	1825
B2111+46	55753.433	0.496	1825
B2148+63	55729.631	0.186	2231
B2154+40	55729.661	0.745	1525
B2217+47	55729.682	0.263	1529
B2224+65	55729.703	0.333	2372
B2255+58	55729.733	0.180	959
B2310+42	55729.748	0.170	916
B2319+60	55752.310	1.102	1217
B2324+60	55752.328	0.114	1620
B2327–20	55752.376	0.803	1645
B2351+61	55752.350	0.461	1620

file suggest this structure most clearly. WES/WSE again report a flat fluctuation spectrum. Nonetheless the low  $L/I$  and prominent OPM dominance shift on the leading edge make the PPA difficult to fit, and indeed Johnston I found no satisfactory fit. Several profiles suggest aberration/retardation, and our fit in Fig. 2 strongly verifies its presence. The RVM fit and Table A1 geometries are comparable in terms of the values for the sightline impact parameter  $\beta$ .

**B1039–19** exhibits a classic double conal (**M** or **cQ**) profile along with the nearly  $180^\circ$ , ‘S’-shaped PPA traverse—and WES/WSE report clear evidence of modulation. This behavior is very well exhibited in the work of Mitra & Li (2004) and provides a secure basis for RVM fitting and interpretation in Fig. 2. The values for the angular separation of the magnetic and rotation axes  $\alpha$  and the



**Figure A1.** Polarization profiles with absolute PPA information for pulsars B1237+25, B1508+55, B1911-04 and B1929+10 as in Fig. 1, which served as primary calibrators for the absolute polarimetry.

sightline impact parameter  $\beta$  compare closely in Table A1 and the above figure.

**B1112+50:** ET VI classed this star as having an  $S_t$  profile, and indeed its core does seem to fall out of the center of its profile at 21 cms. and above. WES/WSE, however, detect drifting in the first component and Wright *et al.* (1986) moding and nulling. Overall, little PPA rotation can be seen across the profile in Fig. 2. The  $\beta$  values compare closely in Table A1 and the above figure. No RVM fit, however, suffices to fix the fiducial longitude, so we have fixed it near the core peak at 180.3° longitude where the PPA is -35°.

**B1237+25** is a classic pulsar with a five-component profile, and its three modes were studied in detail by Stroslik & Rankin (2005) and recently by Smith *et al.* (2013),

where its highly steep PPA traverse is exhibited in its quiet normal mode. The pulsar was also among those whose absolute PPA alignment was determined in Johnston I. It was included here in Figure 2 as a diagnostic of the polarimetry and PPA fitting.

**B1322+83** features a wide “double” profile which Mitra & Rankin (2011, hereafter ET IX) interpreted as consisting of a precursor and a trailing single profile (see their fig. A3, lower left). WSE found that the source has a flat fluctuation spectrum; the assumption is that the trailing feature is a  $S_t$  profile. Moreover, the PPA traverse is flat under the precursor and linear under the trailing feature, hence we assume that the fiducial longitude coincides with the profile midpoint; see Fig. 2.

**B1325-43:** We find only two published profiles for this

**Table A2.** Emission-Beam Geometry of the Sample Pulsars as in ET VIb, Table 2

PSR	Class	$\alpha$	$ \Delta\chi/\Delta\varphi _o$ ( $^\circ/^\circ$ )	$\beta$	$\Delta\Psi$	Inner $\rho$	$\beta/\rho$	$\Delta\Psi$	Outer $\rho$	$\beta/\rho$	r Inner	(km) Outer
B0011+47	T?	10	-5.7	-1.7	45	3.9	-0.44	—	—	—	128	—
B0136+57	St	44	+5.3 <sup>a</sup>	+7.5	~10	8.6	0.87	—	—	—	135	—
B0149-16	D?	84	+30 <sup>a</sup>	+1.9	8.2	4.5	0.42	—	—	—	113	—
B0320+39	Sd	69	+23	+2.3	—	—	—	~5	3.3	0.70	—	221
B0458+46	T?	14	+2.2	+6.4	—	—	—	~20	7.0	0.91	—	211
B0906-17	arT	31	-6?	4.9	17?	6.8	0.73	—	—	—	124	—
B1039-19	M	31	-18 <sup>a</sup>	+1.7	~13	3.8	0.43	17	4.8	0.34	136	214
B1112+50	St?	<b>30</b>	<b>+10.1</b>	2.8	7	3.4	0.84	—	—	—	126	—
B1237+25	M	53	-149	-0.3	8.6	3.5	-0.09	12.3	4.9	0.06	110	220
B1322+83m	St?	<b>14</b>	<b>+2.8</b>	5.1	12?	5.4	0.95	—	—	—	130	—
B1325-43	St?	—	—	—	—	—	—	—	—	—	—	—
B1508+55	T	45	-15	-2.7	11	4.7	-0.58	—	—	—	109	—
B1540-06	Sd	59	-14?	3.5	9?	5.3	0.67	—	—	—	131	—
B1703-40	?	—	—	—	—	—	—	—	—	—	—	—
B1718-02	Sd?	23	-12	-1.9	—	—	—	43	8.2	-0.23	—	214
B1718-32	D?	30	$\infty$	0.0	24?	6.0	0.0	—	—	—	114	—
B1732-07	T?	<b>54</b>	$\infty$	0.0	17	6.8	0.0	—	—	—	131	—
B1757-24	?	—	—	—	—	—	—	—	—	—	—	—
B1800-21	St?	16	-1.8	-8.8	88	11.9	0.74	—	—	—	126	—
B1821-19	St?	70	-36	-1.5	—	—	—	—	—	—	—	—
B1826-17	T?	39	+50 <sup>a</sup>	+0.7	~24	7.7	0.09	—	—	—	120	—
B1839+56	T	38	$\infty$	0.0	~11	3.4	0.0	—	—	—	126	—
B1905+39	M	33	-15 <sup>a</sup>	2.1	~12	4.0	0.53	16.4	5.1	0.41	131	214
B1911-04	St	64	-27 <sup>a</sup>	-1.9	9.8	4.8	-0.40	—	—	—	125	—
B2106+44	D?	38	$\infty$	0.0	~22	6.8	0.0	—	—	—	127	—
B2111+46	T	9	-6.7 <sup>a</sup>	1.4	—	—	—	66	5.8	0.24	—	229
B2148+63	Sd	10.5	+1.5 <sup>a</sup>	7.0	13.9	7.2	0.97	—	—	—	130	—
B2154+40	cT?	21	+8*	+2.6	—	—	—	20.1	4.6	0.56	—	214
B2217+47	St	<b>42</b>	+8.5	4.5	12.0	6.1	.73	—	—	—	135	—
B2224+65	St?	<b>27</b>	<b>-3.6</b>	4.9	—	—	—	—	—	—	—	—
B2255+58	St	24	—	—	—	—	—	—	—	—	—	—
B2310+42	M?	56	+7	+6.8	9.7	8.0	0.85	~15	9.4	0.73	148	204
B2319+60	cQ?	18	-8 <sup>a</sup>	+2.2	~10	2.8	0.80	19	3.9	0.58	117	225
B2324+60	St?	62	6?	+8.5	~7	9.0	0.94	—	—	—	127	—
B2327-20	T	<b>66</b>	<b>+43</b>	1.2	7.0	3.4	0.35	—	—	—	128	—
B2351+61	?	65	-12	-4.3	—	—	—	~9	5.9	-0.73	—	219

pulsar, those of Wu *et al.* (1993, hereafter WMLQ) and Manchester *et al.* (1988, hereafter MHQ), and these give no clear picture regarding the source's evolution. We rely on the fitted fiducial point from the well-defined PPA traverse in Fig. 3.

**B1508+55:** Absolute PPA measurements were first conducted for this pulsar by Morris *et al.* (1979, 1981), and it appears to represent an interesting case of misalignment as documented by Chatterjee *et al.* (2005). We included the pulsar as a diagnostic. Its triple **T** profile is well studied and modeled in ET VI as a foundation for the fitting in Fig. A1. The RVM fit inflection, however, appears to fall later than expected; if we take the fiducial longitude at the profile peak, as did Morris *et al.*, we get a fiducial PPA of  $-6.5^\circ$  and an alignment angle of  $+56^\circ$ , compared to their  $+45(4)^\circ$ .

**B1540-06:** ET VI classed this pulsar as having a conal single **S<sub>d</sub>** profile, and indeed the strong drift features identified by WES/WSE appears to confirm this. The polarization is slight, but the central PPA traverse agrees with

that of GL, possibly indicating an unresolved OPM dominance transition. The linear polarization in the far wings of the profile in Figure 3 is likely due to RFI.

**B1703-40:** Little else is known about this pulsar with a strongly scattered profile even at 21 cms. The PPA traverse is expectedly flat, so we take the fiducial longitude at the profile peak.

**B1718-02** shows a conal single **S<sub>d</sub>** evolution, an asymmetric single profile near 21 cms. and an unresolved component pair at meter wavelengths; see GL. WSE/WSE noted drift features which appear to confirm the classification. The PPA traverse in Fig. 3, however, is so nearly linear that it poorly fixes the fiducial longitude. A better estimate comes from taking the PPA value at the profile center near  $185^\circ$  longitude where the fiducial PPA is  $-8^\circ$ .

**B1718-32:** Little is known about this pulsar; the available profiles (GL, WMLQ) add little to ours in Fig. 3, and there is a lack of fluctuation-spectrum information. The PPA traverse is well developed and RVM-like, but

the fit is quite poor in terms of  $\chi_2$ , as is clear from the plot.

**B1732-07:** The evidence seems strong that this pulsar’s profile is dominated by a central core component surrounded by one or two pairs of conal “outriders”—thus it appears to be either of the **M** or **T** class. The best published profiles are those in Johnston II, though GL and vH are worth inspection. In this context, the PPA traverse strongly resembles that of B1237+25 and thus represents an unresolved steep  $180^\circ$  ‘S’-shaped RVM function. The fiducial PPA must then be  $90^\circ$  away from the flat leading and trailing sections in Figure 3.

**B1757-24:** Little is known about this pulsar, however GL confirm a shallow negative-going PPA traverse. The far edge emission in Fig. 4 and large acceleration potential lead to the source’s classification as **S<sub>t</sub>**. The large fractional linear polarization gives a reliable PPA fit.

**B1800-21:** This source’s unusual profile has attracted some attention, most notably vH’s comparative study that includes GL’s work. This could be classified as an unusual conal double **D** profile, but what appears to be a weak core is visible both in our Fig. 4 and GL’s 1.41-GHz profile, and the source features a quite large acceleration potential. Thus, a more appropriate classification is **T** triple or perhaps **M**. WES report a flat fluctuation spectrum. The large fractional linear polarization prompts successful fitting for the fiducial longitude.

**B1821-19:** Little is known about this pulsar. Most of the GL profiles are poor and show little linear polarization. Their 21 cm profile is their best and largely agrees with our own in Fig. 4. WES/WSE report a flat fluctuation spectrum. The *L* form and large PPA rotation under the pulse suggests a core single **S<sub>t</sub>** profile with weak “outriders”, providing a good foundation for fitting and interpretation of the PPA fiducial center.

**B1826-17:** This source has a triple profile per ET VI, and the supporting evidence (*e.g.* GL and MHQ) appears quite strong and consistent. A flat fluctuation spectrum is reported by WES. Interestingly, the PPA traverse in Figure 4 is completely flat once OPM dominance changes are accounted for—apart from the  $180^\circ$  rotation at the profile center, similar to that observed for B1237+25.

**B1839+56** shows a clear **T** triple structure at 102 MHz as per Malofeev *et al.* (1986, hereafter MIS), however at all higher frequencies these three components appear conflated (GL). Moreover, only at 234 MHz does the PPA traverse seem amenable to RVM fitting; the fit in Fig. 4 has little meaning in that we have fitted only the early linear PPA values and set the fiducial longitude at  $180.5^\circ$ . We assume the fiducial longitude is aligned with the profile peak.

**B1905+39** seems to provide a rare example of a conal quadruple **cQ** profile—that is an **M** with little or no core emission. ET VI provides a quantitative model for the source’s geometry which gives a secure foundation for the RVM fit in Fig. 4; the fiducial longitude falls very close to the profile center, as expected.

**B1911-04** is an excellent example of a pulsar showing a core single **S<sub>t</sub>** evolution—from a symmetrical Gaussian-shaped feature at meter wavelengths (GL) to three-lobed form, with core and conal “outriders” at high frequency (vH). The small fractional linear polarization makes the

PPA traverse difficult to fit with an RVM curve. After correcting for the OPM offset on the profile’s leading edge, the fit in Fig. A1 appears reliable.

**B1929+10** is perhaps the best polarization calibrator in the northern sky; we were able to include this source in our program as a diagnostic on two out of the three days of observation. The polarized profile in Fig. A1 gives an RVM fit that appears reliable under the main pulse, but not so in the region of weak baseline polarization following the main pulse (MP) including the inter pulse (IP)—the second observation is very similar. For such a strong pulsar, weak RFI would not be discernible in this region but could distort the PPA traverse—this appears to be what has happened here. Other scholars including Blaskiewicz *et al.* (1991) and Everett & Weisberg (2001) found that the main-pulse region had to be unweighted to achieve an acceptable RVM fit—and that the inflection point of such fits fall  $15\text{--}20^\circ$  earlier than the main-pulse peak. We rather unweighted much of the off-pulse region, and our inflection point falls close to this peak.

**B2106+44:** GL’s profiles together with our own in Figure 5 indicate a conal single **S<sub>d</sub>** or perhaps inner cone double **D** profile; WES/WSE report a strong low frequency modulation feature in this source. The pulsar’s PPA traverse is very nearly linear, so an RVM fit is difficult and the resulting fiducial longitude not well determined. Nonetheless, the fiducial longitude seems plausible.

**B2111+46:** This pulsar has a classic core-cone triple **T** profile, with the expected steep PPA traverse and substantial fractional linear polarization across its entire profile. The geometric model in ET VI provides a foundation for the fit in Fig. 5, and the fiducial longitude falls near the center of the profile as expected.

**B2148+63:** The evidence seems strong per ET VI that this star’s profile is of the conal single **S<sub>d</sub>**. It broadens substantially at low frequency (GL, MIS) but scattering may also be a factor. This interpretation is strengthened by the drift modulation detected by WES/WSE. The significant linear polarization (see Fig. 5) defines the PPA traverse well, and the fiducial longitude is decently determined; while it falls late on the trailing side of the profile, many such **S<sub>d</sub>** sources are asymmetric in just this manner.

**B2154+40:** Many published studies indicate that this is a conal profile; either a narrow double **D** or conal triple **cT** as classed by ET VI. Moreover, WES/WSE confirm this interpretation by finding modulation features at both frequencies. The PPA traverse is strong and regular across many octaves [*e.g.*, vH at 4.9 GHz and Suleymanova *et al.* (1988) at 102.5 MHz], therefore the RVM fit in Fig. 5 appears accurate.

**B2217+47** appears to be a good example of a core-single **S<sub>t</sub>** pulsar (GL), however only at the very highest frequencies do we see any hint of conal “outriders” (Morris *et al.* hereafter MGSBT). Some profiles show a PPA traverse rate of about  $+8.5^\circ/\text{°}$ , and this provides a basis for the geometric model in ET VI. Apart from the edges, the fit in Figure 5 appears reliable, and we see only a hint of the variable “postcursor” reported by Suleymanova & Shitov (1994).

**B2224+65:** This source has long been seen as having a

conal double profile, however its two components are so dissimilar in form, spectrum and polarization as to render this interpretation unlikely. Again, vH gives the best comparative discussion, using GL's profiles. All published polarimetry for this source, as well as our own in Fig. 5, show the PPA under the trailing feature to be virtually flat; whereas at high frequency the leading feature is so depolarized that no fit is possible (the early low level linear polarization, including that under the leading feature, is surely corrupted by RFI). In ET IX, the Giant Metrewave Radio Telescope was employed to make a new observation of the pulsar at 325 MHz; the leading MP feature was interpreted as having a core-single  $\mathbf{S}_t$  profile and the trailing feature interpreted as being a postcursor. An RVM curve was fitted to both the leading main pulse and postcursor (see their fig. A10, upper right;  $\alpha$ ,  $\beta = 166^\circ$ ,  $-3.8^\circ$ ). Here we take the 325-MHz RVM fit as evidence that the fiducial longitude falls very close to the MP peak, and we compute the PPA at this point by extrapolating from the postcursor using the 325-MHz fit values.

**B2255+58:** This source was classified as having a  $\mathbf{S}_t$  profile in ET VI, and the higher quality three-lobed form in Fig. 6 seems to support this. While the fractional linear polarization is small, the PPA traverse in our profile is similar to what is seen in GL's in this band. Here we understand the "wiggles" as OPM dominance switches, resolve them and fit the "straightened" traverse. The resulting fit in the above figure then seems plausible, with a fiducial longitude falling just after the center putative core component.

**B2310+42** is an interesting example of a five-component  $\mathbf{M}$  profile according to ET VI. A number of profiles, *e.g.* Xilouris *et al.* (1991), suggest triplicity, however weak outer conal features are also seen on the far wings of many profiles; indeed inflections corresponding to the five features can be discerned in our profile in Fig. 6. The PPA traverse is very difficult to interpret, and almost certainly corrupted by low level polarized RFI. GL's 21-cm profile also shows a steep central traverse with OPM dominance shifts on the edges, as well as baseline power far preceding the MP. While this fit is the best that can be achieved with our observation, the inflection point seems unreliable, even if determined with a small formal error.

**B2319+60** has a well studied conal triple  $\mathbf{cT}$  profile per ET VI, and we see consistent properties over a band of at least four octaves (GL and vH). Moreover, WES/WSE identify the drift modulation feature and modes that were found in earlier work (Wright & Fowler 1981). The strong linear polarization and steep PPA traverse fix the fiducial longitude near the center of the profile as expected in Figure 6.

**B2324+60:** Not much is known about this pulsar beyond the older polarimetry of MGSBT, GL and vH—in addition to the strong drift feature detected by WES. Interestingly, the better definition of the profile in Fig. 6 suggests that GL's profile was not well resolved. Without other polarimetry of similar quality across the band, it is difficult to make a secure classification. However, such classification seems unnecessary here as the PPA traverse is well defined and the RVM fitting results plausible.

**B2327-20** has a triple  $\mathbf{T}$  profile according to ET VI,

based on polarimetry by MGSBT, GL and vH. The higher quality profiles measured by Johnston II appears to confirm this interpretation. These also show how the large positive roughly  $180^\circ$  PPA swing at meter wavelengths becomes curtailed and distorted at higher frequencies as  $L/I$  decreases and profile narrowing conflates the polarization in adjacent regions of the profile. In this context, our profile in Fig. 6 seems to be reasonably measured, however the RVM fit is poor, even after correction for what seems to be the mid-profile OPM dominance shift.

**B2351+61:** Little study has been given to this pulsar. From the GL and vH profiles it is clear that it follows a conal single  $\mathbf{S}_d$  evolution and indeed WES/WSE find evidence of drift modulation. The PPA traverse in Fig. 6 is orderly and regular, apart from the usual OPM dominance shifts on the profile edges. The RVM fit appears reliable as the reduced  $\chi_2$  is reasonable.