

Fall 2007 First-Time First Year Admissions

Note: Following information for degree-seeking students only.

Fall 2007 First-Time First Year	VT	O/S	Total
Number Applied	2,086	16,728	18,814
Number Admitted	1,521	11,558	13,079
Number Enrolled	635	1,815	2,450
Percent Admitted	72.9%	69.1%	69.5%
Yield Percent	41.7%	15.7%	18.7%

SAT Scores	Mean	25%ile	75%ile
SAT-Critical Reading	586	540	630
SAT-Math	588	540	640
CR & Math Subtotal	1174	1090	1260
SAT-Writing	584	530	630
SAT Total	1757	1630	1880

Retention and Graduation Rates

First-Time, First Year Class	Retention Rates		
	Fall 2004	Fall 2005	Fall 2006
Number Enrolled	1,960	2,394	2,190
Number Returning After 1 Year	1,721	2,016	1,875
Percent Returning After 1 Year	87.8%	84.2%	85.6%

Class Entering:	# in Class	Graduation Rates		
		4-Year	5-Year	6-Year
Fall				
1995	1,889	46.3%	63.7%	66.1%
1996	1,799	51.4%	66.4%	69.0%
1997	1,833	53.0%	67.0%	69.7%
1998	1,767	50.1%	64.5%	67.2%
1999	1,818	48.8%	62.7%	65.3%
2000	1,776	52.0%	64.7%	66.8%
2001	1,849	55.4%	69.3%	71.4%
2002	1,841	54.6%	68.4%	-
2003	1,923	56.6%	-	-

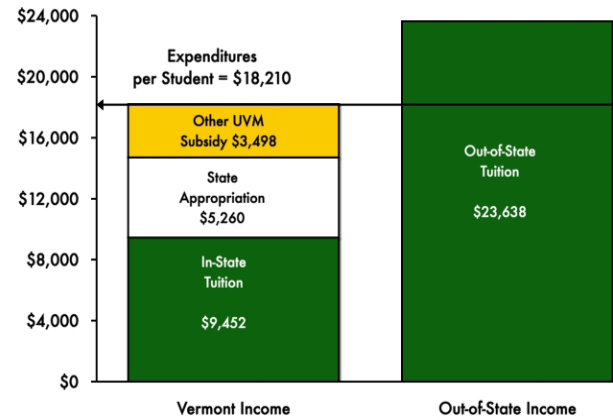
Degrees Awarded by Gender and Level Academic Year 2006-2007

	Female	Male	Total
Bachelor's	1,091	822	1,913
Post-baccalaureate Certificate	16	6	22
Master's	256	143	399
Doctoral	21	36	57
Professional (MD)	59	38	97
Total	1,443	1,045	2,488

Number of Degree Programs

Bachelor's	94
Post-baccalaureate Certificates	5
Master's	52
Doctoral	21
Professional (MD)	1

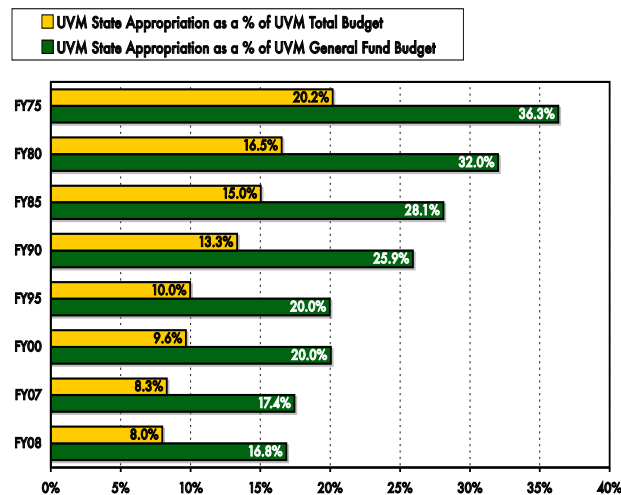
FY 2006 Expenditures per Student vs. Income Sources



Fall 2007 Faculty and Staff

	Full-Time	Part-Time	Total
Faculty			
Instructional & Research	1,059	245	1,304
Extension & Library	55	2	57
Staff	2,174	199	2,373
Total	3,288	446	3,734

Trends in UVM's State Appropriation as Percent of: [a] Total Budget and [b] General Fund Budget



The UNIVERSITY
of VERMONT

THE VISION OF
THE UNIVERSITY OF VERMONT

*"To be the nation's premier
small public research university."*

PRESIDENT
DANIEL MARK FOGEL

SENIOR VICE PRESIDENT & PROVOST
JOHN M. HUGHES

FOR ADDITIONAL INFORMATION ABOUT UVM,

VISIT OUR WEB SITE AT:

www.uvm.edu

OR CONTACT:

THE OFFICE OF FEDERAL, STATE
AND COMMUNITY RELATIONS

(802) 656-2992

Fall 2007 Enrollment

	Under-graduate	Grad/MD	Non-Degree	Total
Full-/Part-Time				
Full-Time	9,136	1,015	163	10,314
Part-time	318	720	887	1,925
Total	9,454	1,735	1,050	12,239

Gender				
Female	5,182	1,048	629	6,859
Male	4,272	687	421	5,380
Total	9,454	1,735	1,050	12,239

Residence				
Vermont	3,284	861	810	4,955
Non-Resident	6,170	874	240	7,284
Total	9,454	1,735	1,050	12,239

College/School				
Agric. & Life Sci.	965	133	--	1,098
Arts & Sciences	5,004	256	--	5,260
Business Admin.	916	56	--	972
Educ. & Soc. Serv.	786	370	--	1,156
Engr. & Math. Sci.	656	162	--	818
Medicine	--	451	--	451
R.S. Env. & Nat. Res.	517	104	--	621
Nursing & Health Sci.	610	119	--	729
Other	--	84	1,050	1,134
Total	9,454	1,735	1,050	12,239

Race/Ethnicity				
Asian/Pac. Islander	192	75	24	291
Black (non-Hisp.)	105	21	9	135
Latino/a	155	28	15	198
Native American	27	6	3	36
International	47	171	46	264
Multi-Racial	161	12	8	181
White (non-Hisp)	8,767	1,422	945	11,134
Total	9,454	1,735	1,050	12,239

Fall 2007 New Degree-Seeking Undergraduates

	Female	Male	Total
First-Time First Year	1,357	1,093	2,450
Transfer	203	197	400
Total	1,560	1,290	2,850

University of Vermont Alumni: 2007

	Vermont	Out-of-State	Unknown	Total
Undergraduate	20,268	48,292	3,112	71,672
Graduate	4,348	5,207	660	10,215
Medicine	396	2,257	427	3,080
Multiple Degrees	2,270	1,823	123	4,216
Non-Degree	573	1,277	236	2,086
Total	27,855	58,856	4,558	91,269

Full-Time Tuition and Fees 2007-2008

	Resident	Non-Resident
Undergraduate	\$12,054	\$27,938
Graduate	\$11,880	\$27,764
Medicine - 1st Year	\$27,143	\$46,243

Room and Board 2007-2008

Average Room Charges	\$5,426
Average Board Charges	\$2,598
Total Average Room and Board	\$8,024

2007-2008 Undergraduate Financial Aid [Est.]

[Includes unsubsidized Stafford Loans and PLUS/Parent Loans]

Sources of Funds	Dollar Amount
Federal (campus-based and loans*)	\$56,088,247
State	3,884,423
Institutional	45,637,535
Other, Non-UVM Aid	9,954,433
Total	\$115,564,638

Types of Award

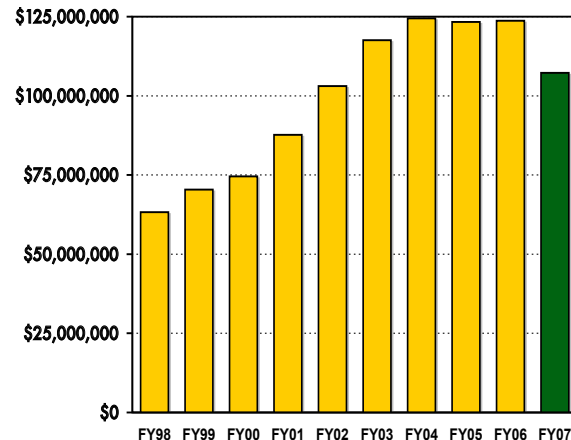
Grants and Scholarships	\$58,178,087
UVM Loans*	7,020,996
Federal Education Loans	48,170,272
Work	1,975,000
Total	\$115,344,355

*Includes Green Mountain Loans

About 71% of Vermont and 51% of out-of-state undergraduates receive financial aid.

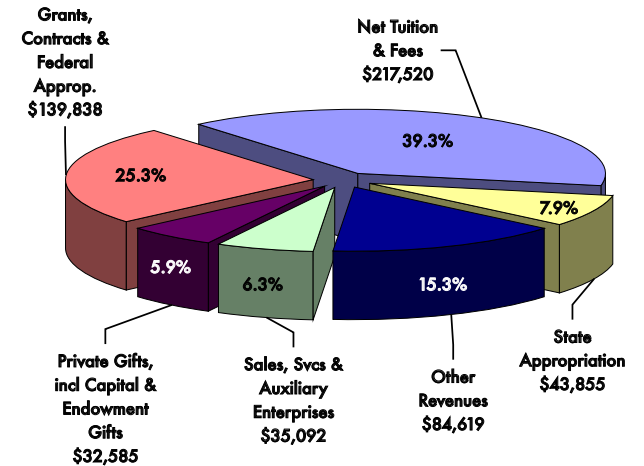
Sponsored Program Awards, FY 1998 to FY 2007

In FY 2007, UVM was granted 643 sponsored program awards, resulting in a total of \$107.2 million. The average for the last five years is \$119.3 million.

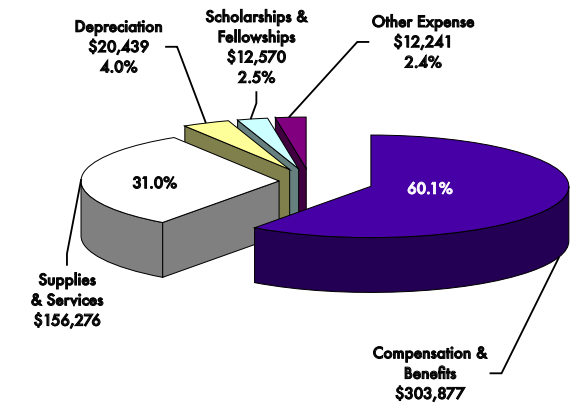


Total University Funds Fiscal Year 2007

Total FY 2007 Revenue (in thousands)



Total FY 2007 Expense (in thousands)



In FY 2007, scholarships and fellowships totaled \$57.5 million. Expense of \$12.6 million represents amounts paid directly to students. Remaining amount of \$44.9 million, representing "scholarship allowances," was applied to student accounts for tuition and fees and residential life fees and is presented as reductions to tuition and fee revenues.

Source: FY 2007 University of Vermont Financial Report, Statement of Revenues, Expenses, and Changes in Net Assets.