

Fall 2006 First-Time First Year Admissions

Note: Following information for degree-seeking students only.

Fall 2006 First-Time First Year	VT	O/S	Total
Number Applied	2,173	15,558	17,731
Number Admitted	1,495	10,036	11,531
Number Enrolled	603	1,587	2,190

	68.8%	64.5%	65.0%
Percent Admitted			
Yield Percent	40.3%	15.8%	19.0%

SAT Scores	Mean	25th %ile	75th %ile
SAT-Critical Reading	580	530	630
SAT-Math	588	540	640
Subtotal	1168	1080	1250
SAT-Writing	579	530	620

Retention and Graduation Rates

First-Time, First Year Class	Retention Rates		
	Fall 2003	Fall 2004	Fall 2005
Number Enrolled	1,923	1,960	2,394
Number Returning After 1 Year	1,618	1,721	2,016
Percent Returning After 1 Year	84.1%	87.8%	84.2%

Class Entering:	# in Class	Graduation Rates		
		4-Year	5-Year	6-Year
Fall 1995	1,889	46.3%	63.7%	66.1%
1996	1,799	51.4%	66.4%	69.0%
1997	1,833	53.0%	67.0%	69.7%
1998	1,767	50.1%	64.5%	67.2%
1999	1,818	48.8%	62.7%	65.3%
2000	1,776	52.0%	64.7%	66.8%
2001	1,849	55.4%	69.3%	—
2002	1,841	54.6%	—	—

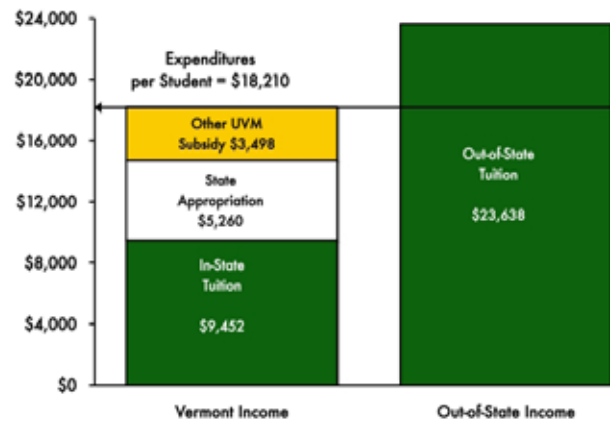
Degrees Awarded by Gender and Level Academic Year 2005-2006

	Female	Male	Total
Bachelor's	1,003	804	1,807
Post-baccalaureate Certificate	12	4	16
Master's	214	138	352
Doctoral	29	32	61
Professional (MD)	60	37	97
Total	1,318	1,015	2,333

Number of Degree Programs

Bachelor's	93
Post-baccalaureate Certificates	5
Master's	52
Doctoral	22
Professional (MD)	1

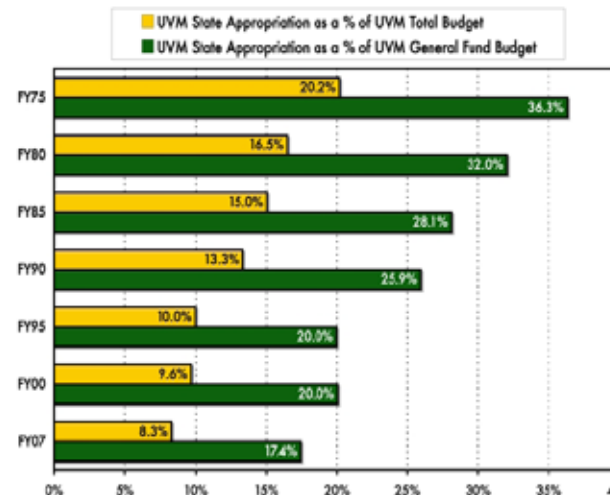
FY 2006 Expenditures per Student vs. Income Sources



Fall 2006 Faculty and Staff

	Full-Time	Part-Time	Total
Faculty			
Instructional & Research	1,038	254	1,292
Extension & Library	54	3	57
Staff	2,153	208	2,361
Total	3,245	465	3,710

Trends in UVM's State Appropriation as Percent of: [a] Total Budget and [b] General Fund Budget



The UNIVERSITY
of VERMONT

THE VISION OF
THE UNIVERSITY OF VERMONT

*"To be the nation's premier
small public research university."*

PRESIDENT
DANIEL MARK FOGEL

SENIOR VICE PRESIDENT & PROVOST
JOHN M. HUGHES

FOR ADDITIONAL INFORMATION ABOUT UVM,
VISIT OUR WEB SITE AT:

www.uvm.edu

OR CONTACT:

THE OFFICE OF FEDERAL, STATE
AND COMMUNITY RELATIONS

(802) 656-2992

Fall 2006 Enrollment

	Under-graduate	Grad/ MD	Non-Degree	Total
Full-/Part-Time				
Full-Time	8,715	1,028	193	9,936
Part-time	325	760	849	1,934
Total	9,040	1,788	1,042	11,870

Gender

Female	5,007	1,088	589	6,684
Male	4,033	700	453	5,186
Total	9,040	1,788	1,042	11,870

Residence

Vermont	3,212	921	802	4,935
Non-Resident	5,828	867	240	6,935
Total	9,040	1,788	1,042	11,870

College/School

Agric. & Life Sci.	922	128	--	1,050
Arts & Sciences	4,807	274	--	5,081
Business Admin.	909	56	--	965
Educ. & Soc. Serv.	797	451	--	1,248
Engineering & Math	592	145	--	737
Medicine	--	451	--	451
Environ. & Nat. Res.	489	111	--	600
Nursing & Health Sci.	524	96	--	620
Other	--	76	1,042	1,118
Total	9,040	1,788	1,042	11,870

Race/Ethnicity

Asian/Pac. Islander	189	82	24	295
Black (non-Hisp.)	94	19	9	122
Latino/a	145	14	16	175
Native American	21	10	2	33
International	47	164	51	262
Multi-Racial	163	12	6	181
White (non-Hisp)	8,381	1,487	934	10,802
Total	9,040	1,788	1,042	11,870

Fall 2006 New Degree-Seeking Undergraduates

	Female	Male	Total
First-Time First Year	1,259	931	2,190
Transfer	191	170	361
Total	1,450	1,101	2,551

University of Vermont Alumni: 2006

	Vermont	Out-of-State	Unknown	Total
Undergraduate	19,957	47,406	2,761	70,124
Graduate	4,199	5,122	583	9,904
Medicine	362	2,584	53	2,999
Multiple Degrees	2,220	1,833	99	4,152
Non-Degree	565	1,232	223	2,020
Total	27,303	58,177	3,719	89,199

Full-Time Tuition and Fees 2006-2007

	Resident	Non-Resident
Undergraduate	\$11,324	\$26,308
Graduate	\$11,158	\$26,142
Medicine - 1st Year	\$26,055	\$44,425

Room and Board 2006-2007

Average Room Charges	\$5,150
Average Board Charges	\$2,492
Total Average Room and Board	\$7,642

2006-2007 Undergraduate Financial Aid [Est.]

[Includes unsubsidized Stafford Loans and PLUS Loans]

Sources of Funds	Dollar Amount
Federal (campus-based and loans*)	\$59,563,346
State	3,924,654
Institutional	41,929,425
Other, Non-UVM Aid	9,933,585
Total	\$115,351,010

Types of Award

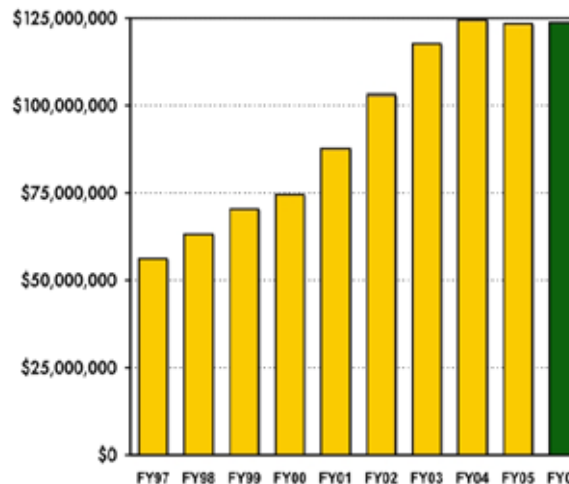
Grants and Scholarships	\$53,991,042
UVM Loans*	7,735,459
Federal Education Loans	52,013,347
Work	1,975,000
Total	\$115,714,848

*Includes Green Mountain Loans

About 70% of Vermont and 55% of out-of-state undergraduates receive financial aid.

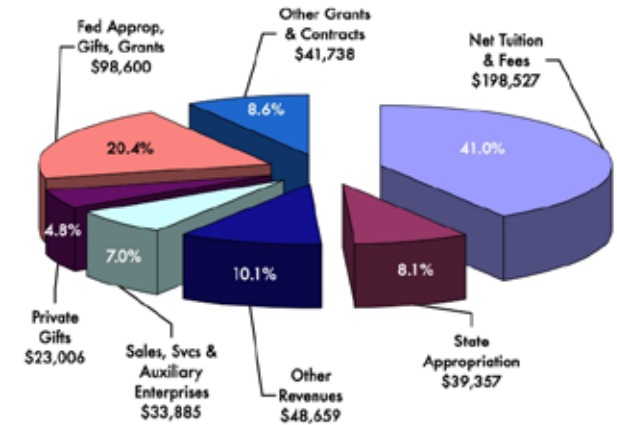
Sponsored Program Awards, FY 1997- FY 2006

In FY 2005, UVM was granted 735 sponsored program awards, resulting in a total of \$123.7 million.

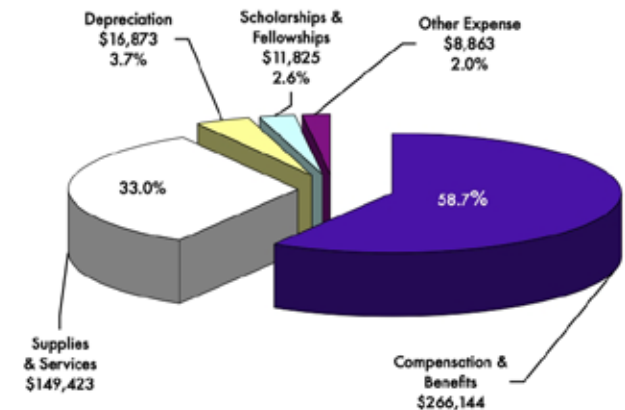


Total University Funds Fiscal Year 2006

Total FY 2006 Revenue (in thousands)



Total FY 2006 Expense (in thousands)



In FY 2006, scholarships and fellowships totaled \$53.1 million. Expense of \$11.8 million represents amounts paid directly to students. Remaining amount of \$41.3 million, representing "scholarship allowances," was applied to student accounts for tuition and fees and residential life fees and was presented as reductions to tuition and fee revenues.

Source: FY 2006 University of Vermont Financial Report, Statement of Revenues, Expenses, and Changes in Net Assets.