

N

QUESTIONNAIRE UVM SOIL NITRATE TEST FOR CORN

Name

Mailing Address

Zip


County Phone

Read the accompanying sheet of instructions very carefully!
The outcome of your analysis depends on how you prepare the sample.


FIELD SAMPLE IDENTIFICATION

Answer the following questions to help us identify any odd values or recommendations.


1. Drainage:

(1)	(2)	(3)	(4)		<input type="checkbox"/>
Droughty, deep sands, shallow rock	Well-drained	Moderately well-drained	Poorly drained		


2. Manure or compost applied this spring or applied and incorporated last fall:

	(1)	(2)	(3)	(4)	(5)		<input type="checkbox"/>
Tons/acre	0	5	10	20	30		
Gallons/acre	0	2,000	4,000	8,000	12,000		
Cubic yards/acre	0	10	20	40	60		


3. Years since sod:

(1)	(2)	(3)	(4)	(5)		<input type="checkbox"/>
1 st yr. corn	2 nd yr. corn	3 rd yr. corn	4 th yr. corn	5 th yr. corn		

4. If three year or less in corn—then previous sod crops:

(1)	(2)	(3)	(4)	(5)		<input type="checkbox"/>
Good legume	Poor legume	Good grass	Poor grass	Sm. grain or annual		

5. Pounds of N per acre from fertilizer broadcast before sampling:

(1)	(2)	(3)	(4)	(5)	(6)	(7)	(8)		<input type="checkbox"/>
None	20	40	60	80	100	120	150		

6. Check this box if you are growing sweet corn 

HOW to SAMPLE for the PRESIDEDRESS NITRATE TEST

Sample fields when the corn is 8 to 12 inches tall. Take 15 to 20 cores per field (or sample area) to a depth of 12 inches, deeper than for the routine soil test. Take samples from midway between rows to avoid sampling the starter fertilizer bands.

Options for Sending in Samples

Option 1: Use our standard mailing kit (plastic bag included). Dry the samples as soon as possible. Mix the sample thoroughly and remove approximately one cup of soil. Spread the sample thinly on a pie pan or cookie sheet and place in the oven at very low heat (200 degrees F) until dry. Soil can also be air-dried by spreading it very thinly on a newspaper or cookie sheet.

Place sample in the re-sealable plastic bag provided with the kit. Fill out the information sheet (one per sample) and enclose it with the sample.

Option 2: We will dry your samples for you if we receive them the same day that they are sampled or the next day if you use our new cloth bags (available on request).

Mailing kits with instructions are available from us or from your regional UVM Extension office. You can use your own sample bags and download this form at:

http://www.uvm.edu/pss/ag_testing

PLEASE ENCLOSE A CHECK FOR \$8.00 PER SAMPLE

We will mail out your results within 24 hours of receiving your sample.

If you have any questions feel free to contact us at: (802) 656-3030

Agricultural and Environmental Testing Lab
262 Jeffords Hall, UVM, Burlington VT 05405 1737