



# VTPBIS Quarterly Report Spring 2017



# Introduction and Updates

The VTPBIS State Team is pleased to report on the quarterly progress of PBIS in Vermont as our PBIS family **expands** and **deepens**. This March, the VTPBIS Core training was the **largest** ever! By the end of this school year, it is anticipated that **154 schools** will be implementing PBIS in Vermont. This work to install and deepen PBIS is a testament to the **commitment** Vermont has to the **social, emotional, behavioral,** and **academic success** of all students!

**Evaluation** is a key feature of PBIS implementation, as it assists in **decision-making** at the school, supervisory union/district, and state levels.

Our model of evaluation is based on the PBIS National TA Center's Evaluation Blueprint for PBIS. This quarter's evaluation report is based on the core indicators: ***Input, Fidelity, Impact,*** and ***Sustainability.***

## March VTPBIS Core Trainings:

(Number of schools newly trained in each tier)





# What's New?

VTPBIS Schools have found many **creative** ways to **celebrate** student, staff, and school-wide **improvements** in positive behavior, from Minute-to-Win-It games, to special lunch groups, to staff challenges.



# Input: Professional Learning (This Quarter)

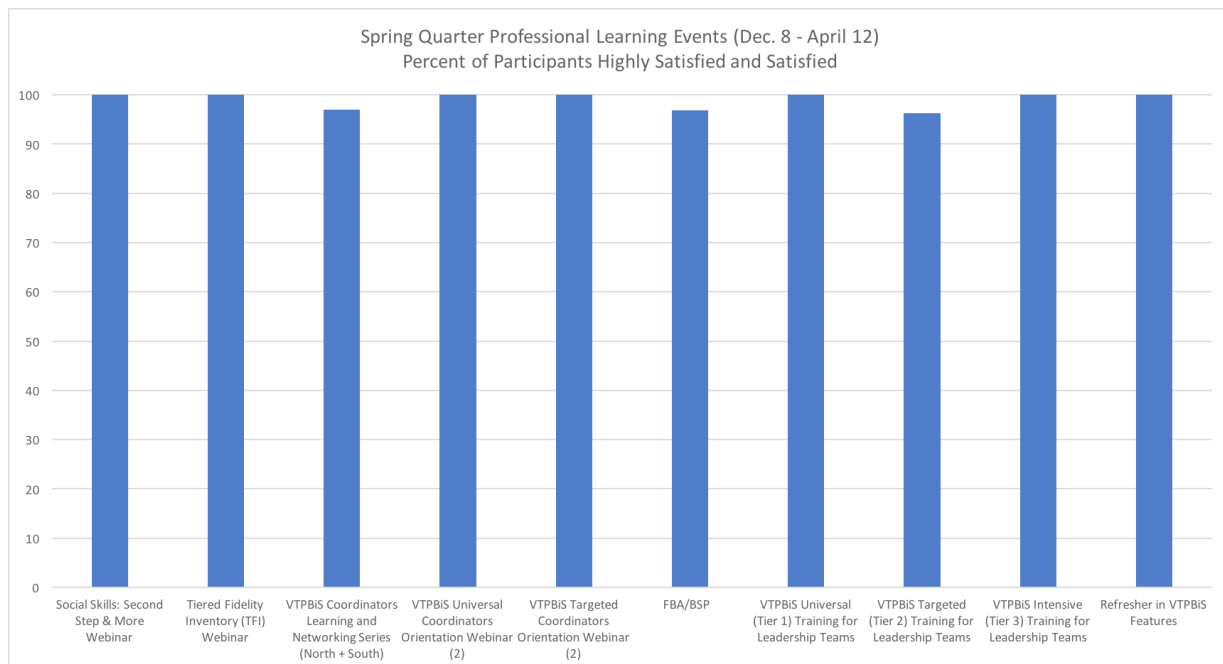
14 In-Person  
and  
Web-Based  
Trainings

309  
Participants

99% Highly  
Satisfied/  
Satisfied

The VTPBIS State Team continues to develop and deliver **high-quality** training opportunities that yield very high rates of participant satisfaction.

So far this year, **598 people** attended **26 training events** with an average participant rating of **98% highly satisfied or satisfied**. The chart below lists satisfaction rates from this quarter.



“Loved the training! The guided discussions that were suggested were super helpful. We did a lot of reflecting and revamping. The instructors were available and helpful.”  
- Participant from March VTPBIS Refresher Training

## Input: VTPBIS Coaching

More than **twice** as many VT schools are accessing VTPBIS [coaching supports](#) this year than last year. Coaches are available to **support** fidelity of PBIS evidence-based practices and development of local implementation **capacity**. The application for BEST/Act 230 Coaching Funds will be available In June. Keep an eye out!

49 VTPBIS schools  
are currently  
receiving support  
from VTPBIS State-  
Approved Coaches

## Input: Classroom Behavior Practice Coach (CBPC) Training Series

22 School-Based  
Personnel Are Being  
Trained as  
Classroom Behavior  
Practices Coaches

*"We will be rolling this into our already ongoing PBIS/MTSS efforts and it should be a part of the upcoming action plan."  
- CBPC Trainee*

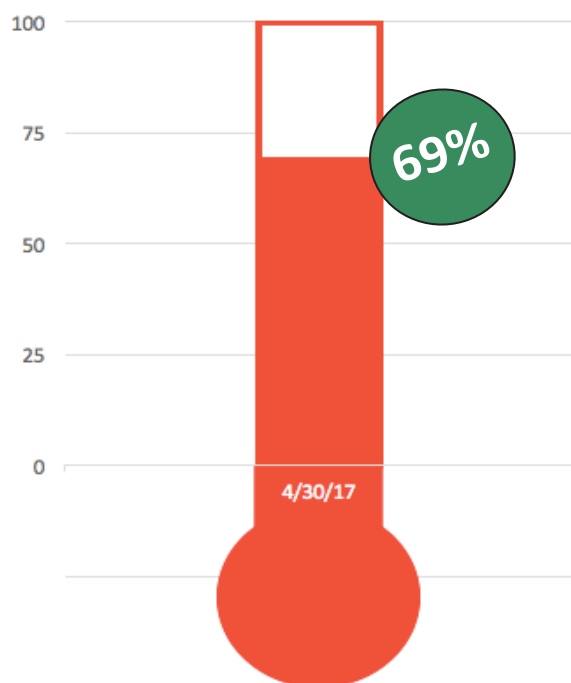
The goal of this exciting pilot initiative is to help VTPBIS schools and SU/SDs develop the **capacity** to build and sustain **evidence-based classroom management supports** for teachers to increase positive behavior in the classroom. Dr. Brandi Simonsen from UConn is providing web-based and in-person training and consultation.



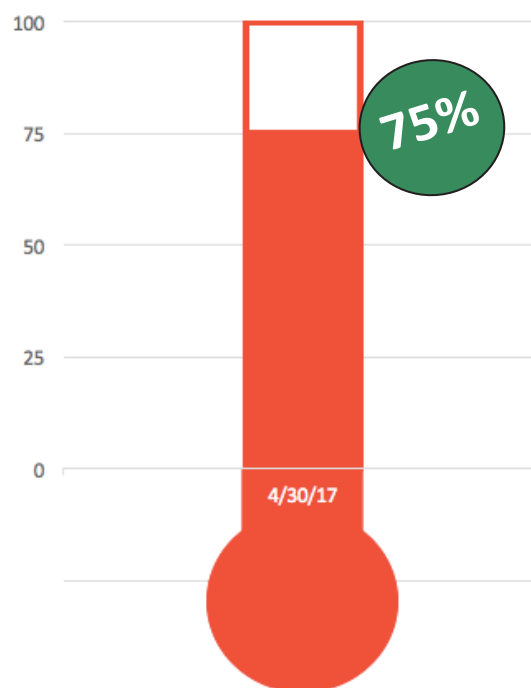
# Fidelity

This spring, VTPBIS schools completed a **new** fidelity instrument - the **Tiered Fidelity Inventory (TFI)**. This new validated measurement tool allows schools to efficiently **assess** implementation **fidelity** at one, two, or all three tiers of PBIS implementation. Schools also completed the **Self-Assessment Survey (SAS)**, which measures staff **perceptions** of the implementation status and improvement priority for school-wide, classroom, non-classroom, and individual student systems. See completion rates of both assessments (as of April 30, 2017) below and results on the following page.

Percent of VTPBIS Schools That Have Completed the TFI



Percent of VTPBIS Schools That Have Completed the SAS



# Fidelity

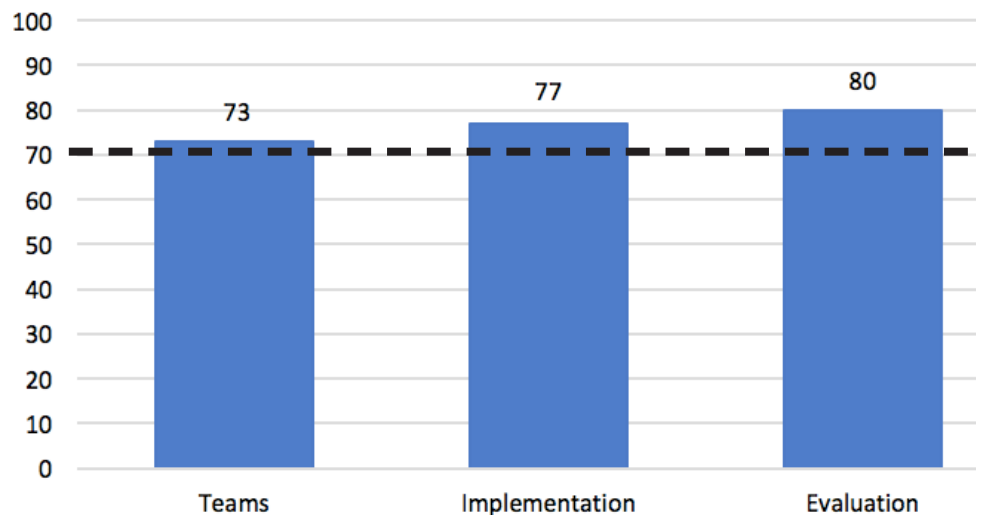
## Tiered Fidelity Inventory (TFI) Results (as of April 30)

A score of 70% or higher on the TFI indicates fidelity of PBIS implementation at the Universal Level. **74%** of VTPBIS Schools are implementing with fidelity (as reported on their TFI).

**88 Schools Completed the TFI**

**Average Fidelity of Tier 1 Implementation = 77%**

Average % TFI Score by Subscale



## Self-Assessment Survey (SAS) Results (as of April 30)

**106 Schools Completed the SAS**

**61% of Survey Participants Reported School-Wide Systems are Fully In Place**

# Impact

To assess the impact of PBIS on **academic achievement**, we look at the rate of **office discipline referrals (ODRs)** correlated with academic data.

Research suggests that students who are **in class** and on task have greater access to academic instruction, thus increasing opportunities for learning.

The VTPBIS Annual Report will highlight trends in ODRs and academic achievement once SY17 data is available.

## What students are saying about PBIS:

Swanton Schools recently participated in **#LoveMySchool** Day. Staff and students filled their Twitter feed with messages about why they love their school. Several students mentioned PBIS-related reasons why they love their school!

I love earning pom pom rewards because we get to vote for them! Dakota GR.2 #LoveMySchool

I love School  
Because I feel safe.

I love school because of pom pom rewards with my friends. Madison GR.2 #LoveMySchool

I love earning free time as a pom-pom celebration. Oliver Gr.3 #LoveMySchool

I love my school because we do science, and whole school celebrations, math, and art. Jennessa #LoveMySchool



# Sustainability

| Action Steps  | Completed                             | In Process  | Planning Stage |
|---|---------------------------------------|---|----------------|
| Classroom Management Training   | ✓<br>(1-day training in October)      |   |                |
| Classroom Behavior Practice Coaching Training & Consultation                                |                                       | ✓<br>(4 webinars and 1 in-person training complete) |                |
| E-Consultation for Schools Implementing at Intensive Level                                  |                                       | ✓<br>(Process developed and schools invited)        |                |
| Revamp VTPBIS acknowledgements  | ✓<br>(More efficient process created) |   |                |
| School climate survey pilot in up to 10 VTPBIS schools (students, teachers, and parents)    |                                       | ✓<br>(3 completed)                                  |                |
| Coaching available to VTPBIS schools upon request (funds available from AOE by application) | ✓<br>(49 schools accessing)           |   |                |

For more information, please visit:  
[http://www.pbisvermont.org/.](http://www.pbisvermont.org/)

Find us  
at:



98.7% of VTPBIS schools continue to actively and intentionally implement the features of PBIS