

# Regulation by the Pitcher Plant *Sarracenia purpurea* of the Structure of its Inquiline Food Web

AARON M. ELLISON<sup>1</sup>

*Harvard University, Harvard Forest, 324 North Main Street, Petersham, Massachusetts 01366*

NICHOLAS J. GOTELLI

*University of Vermont, Department of Biology, Burlington 04505*

LESZEK A. BŁĘDZKI

*Mount Holyoke College, Department of Biology, South Hadley, Massachusetts 01075*

AND

JESSICA L. BUTLER<sup>2</sup>

*Harvard University, Harvard Forest, 324 North Main Street, Petersham, Massachusetts 01366*

**ABSTRACT.**—Phytotelmata, the water-filled habitats in pitcher plants, bromeliad tanks, and tree-holes, host multitrophic food webs that are model experimental systems for studying food-web structure and dynamics. However, the plant usually is considered simply as an inert container, not as an interacting part of the food web. We used a manipulative field experiment with a response-surface design to determine effects of nutrient enrichment (multiple levels of  $\text{NH}_4\text{NO}_3$ ,  $\text{PO}_4$ , and captured prey), top predators (removed or present), and the plant itself (with or without plastic tubes inserted into the pitchers to isolate the food web from the plant) on the macrobial food web within the modified leaves (“pitchers”) of the carnivorous pitcher plant *Sarracenia purpurea*. Connection to the plant, addition of  $\text{NH}_4\text{NO}_3$ , and removal of the top predator significantly increased the food web’s saturation, defined as its trophic depth and number of interactions. No effects on food-web saturation resulted from addition of  $\text{PO}_4$  or supplemental prey. Plants such as *S. purpurea* that create phytotelmata are more than inert containers and their inhabitants are more than commensal inquilines. Rather, both the plant and the inquilines are partners in a complex network of interactions.

## INTRODUCTION

Understanding controls on food web structure has been an organizing focus for community ecology for well over a century (*e.g.*, Pimm, 1982; Polis, 1994; Carpenter *et al.*, 2001; McCann, 2012; Wokovich *et al.*, 2014; Layman *et al.*, 2015; Zou *et al.*, 2016). As primary producers, plants are the bottom-up controllers of “green” food webs, whereas as “detritus” the decomposing leaf litter of plants is the resource base for “brown” food webs (Cebrian and Lartigue, 2004). The bottom-up roles of plants as producers of fresh biomass and necromass in structuring, respectively green and brown food webs, have been studied extensively, but other roles for plants in structuring food webs through habitat creation and indirect interactions are much less appreciated. For example, in tree holes and modified leaves, plants create habitats for a range of aquatic food webs. The complex, mostly detritus-based food webs in these phytotelmata—water-filled habitats in, for example, tree holes, bromeliads, and pitcher plants (Maguire, 1971)—have been used as model experimental

---

<sup>1</sup> Corresponding author: present address: Sound Solutions for Sustainable Science, Boston, Massachusetts 02135; Telephone: (978)-602-3824; E-mail: aaron@ssfors.com

<sup>2</sup> Present Address: Barr Engineering Company, Minneapolis, Minnesota 55435

systems for studying the dynamics of aquatic food webs (*e.g.*, Kitching, 2000, 2001; Kneitel and Miller, 2002; Miller *et al.*, 2002; Ellison *et al.*, 2003; Srivastava *et al.*, 2004). However, the phytotelmata itself normally is regarded simply as a container for its inquilines: animals that live commensally “within the nest or abode of another” (OED, 2019). It has been recognized only rarely that the plant itself can mediate trophic interactions of inquiline food webs.

Research with carnivorous pitcher plants has provided two notable examples of the importance of phytotelmata on inquiline food webs. Bradshaw and Creelman (1984) experimentally showed the carnivorous pitcher plant *Sarracenia purpurea* L. (Sarraceniaceae) and two of its obligate inquilines, larvae of the pitcher-plant mosquito *Wyeomyia smithii* (Coq.) and the pitcher-plant midge *Metricnemus knabi* Coq., are mutualists. These two inquilines accelerate the breakdown and decomposition of arthropod prey captured by *S. purpurea* (Heard, 1994). Ammonium (NH<sub>4</sub>) and carbon dioxide (CO<sub>2</sub>) released as bacteria mineralize nutrients in the prey (Butler *et al.*, 2008) and NO<sub>3</sub>, NH<sub>4</sub>, and PO<sub>4</sub> regenerated by rotifers (Błędzki and Ellison, 1998, 2002; Błędzki *et al.*, 2018) are absorbed by the plant and used for photosynthesis, subsequent growth, and reproduction (Bradshaw and Creelman, 1984; Joel and Gepstein, 1985; Butler and Ellison, 2007). The plant, in turn, oxygenates the pitcher fluid (Bradshaw and Creelman, 1984; Joel and Gepstein, 1985; Sirota *et al.*, 2013), maintaining homeostatic conditions for the inquiline food web and preventing a switch to anaerobic conditions within the phytotelmata, which can nonetheless occur when prey species are superabundant (Krieger and Kourtev, 2012; Sirota *et al.*, 2013; Northrop *et al.*, 2017).

Similarly, one of the Asian pitcher plants, *Nepenthes bicalcarata* Hook.f. (Nepenthaceae) hosts the ant *Colobopsis schmitzi* (Stärcke) (Formicidae) in the plant’s hollow tendrils (Clarke and Kitching, 1995). The ants move out of the tendrils to forage within the pitchers on large prey that the plant captures. The ants also clean the pitcher’s peristome, reducing fungal colonization and increasing prey-capture efficiency (Thornham *et al.*, 2011), which in turn leads to greater nutrient acquisition, photosynthesis, and growth of this perennial plant (Bazile *et al.*, 2012).

The lack of attention to linkages between food-web structure or dynamics and the habitat in which the food web itself assembles is not restricted to phytotelmata. Although spatiotemporal dynamics of food webs have been studied, documented, and modeled (*e.g.*, Poisot *et al.*, 2015; Piloşof *et al.*, 2017; Piovita-Scott *et al.*, 2017; Hutchinson *et al.*, 2019; Schiaffino *et al.*, 2019), how complete food webs assemble in a habitat that itself is changing through time and interacts directly with the food web remains unexplored. We are unsure whether this lack of attention results from the rarity of such situations, our failure to perceive them, or the difficulty in studying them. However, living phytotelmata, such as pitcher plants, provide opportunities to study experimentally the dynamics of a food web that assembles in a habitat that itself is a living, growing organism. The experiments we describe here were designed to test whether pitcher plants are more than simply containers for inquilines and how the interactions between plants, the habitat it creates, and the food web that assembles within it change through time.

Here, we describe how nutrient enrichment, top predators, and the living habitat of the plant itself affect the structure of the four trophic-level microbial food web that inhabits the modified pitcher-shaped leaves (Arber, 1941) of *S. purpurea*. In a set of controlled field experiments, we first examined the impact of nutrient deposition on the food web that assembles in *S. purpurea* pitchers. Second, we severed the connection between the plant and its food web by inserting closed plastic tubes (or appropriate controls) in between pitchers

and their food webs to determine if effects of experimental nutrient enrichment through additions of prey and inorganic nutrients resulted from direct effects on the food web or indirect effects mediated by the plant. We recognize that a focus on the macrobes will overlook many important processes and interactions of the microbes present in *S. purpurea* food webs. This is a general issue with studies of food webs (e.g., Pringle and Hutchinson, 2020) that will be able to be addressed as the microbial assemblages of *S. purpurea* continue to be better characterized (e.g., Peterson *et al.*, 2008; Miller and terHorst, 2012; Paise *et al.*, 2014; Canter *et al.*, 2018; Boynton *et al.*, 2019; Zhang *et al.*, 2020a, 2020b).

## MATERIALS AND METHODS

### STUDY SPECIES

*Sarracenia purpurea* (the northern, or purple, pitcher plant) is a long-lived (>50 y), rosette-forming, carnivorous perennial plant common to bogs throughout Canada and the eastern United States. Pitcher plants flower early in the growing season (May in Massachusetts) before any new leaves are produced; flower buds for the following season are set in August – September (Shreve, 1906). Pitcher plants have weakly developed root systems; nutrients are obtained principally from insect prey attracted to the brightly colored pitchers and extrafloral nectaries (Bennett and Ellison, 2009). Unlike the other 10 species of *Sarracenia* (Mellichamp and Case, 2009), *S. purpurea* pitchers fill with rainwater and these semipermanent pools (phytotelmata) are colonized by a suite of specialized invertebrates and more generalist protists and bacteria (Addicott, 1974; Cochran-Stafira and von Ende, 1998; Błędzki and Ellison, 2003; Ellison *et al.*, 2003; Peterson *et al.*, 2008; Miller and terHorst, 2012; Paise *et al.*, 2014; Canter *et al.*, 2018; Boynton *et al.*, 2019; Zhang *et al.*, 2020a, 2020b).

Arthropod prey captured by the plant is the basal resource for this detritus-based food web, which shreds the prey and mineralizes the available nutrients (Butler and Ellison, 2007; Butler *et al.*, 2008). Prey capture initially increases as pitchers open, expand, and harden; reaches a peak when the leaves are 2–3 wk old; and then declines to near zero by the end of the growing season (Fish and Hall, 1978; Ellison *et al.*, 2003). Drowned carcasses of captured prey (primarily ants and flies; Ellison and Gotelli, 2009) are shredded by larvae of the pitcher-plant midge *Metriocnemus knabi* and larvae of the sarcophagid fly *Fletcherimyia fletcheri* (Aldrich); the shredded prey are broken down further by bacteria (Cochran-Stafira and von Ende, 1998; Heard, 1994; Baiser *et al.*, 2011). The bacteria, organic matter, protozoa, and algae in turn are consumed by the bdelloid rotifer *Habrotrocha rosa* Donner and a variety of protozoa, which, along with the pitcher-plant mite *Sarraceniopus gibsoni* (Nesbitt), also consume detritus directly (Wallace *et al.*, 2006). Protozoa also consume bacteria (Cochran-Stafira and von Ende, 1998). These primary consumers are preyed on by larvae of the pitcher-plant mosquito *W. smithii* (all these macrobes will be referred to below using their generic epithets). Late instar larvae of *Fletcherimyia* also prey on rotifers and 1st and 2nd instars of *Wyeomyia* (Błędzki and Ellison, 1998; Butler *et al.*, 2008; Baiser *et al.*, 2013). Not only does *Fletcherimyia* complete its larval development within pitchers, but the adult flies are pollinators of *S. purpurea* (Ne’eman *et al.*, 2006).

### STUDY SITE

The experiments reported here were conducted at Swift River Bog, a 1.9 ha glacial kettle bog in Belchertown, Massachusetts, U.S.A. (42.27 °N, –72.34 °W, 124 m a.s.l.; Kearsley, 1999). This bog has a lagg (moat) around it that never exceeds 2 m in width, but there is no open water within the bog itself. Common *Sphagnum* species present at Swift River Bog were

TABLE 1.—Values assigned to each inquiline taxon for calculation of a food-web saturation index. Occurrence of taxa in a given food web is given by the sum of the binary values of all taxa present. The saturation index is the sum of the decimal values of all taxa present. See Figure 1 for an illustrative example of these calculations

| Taxon                | Binary value | Decimal value |
|----------------------|--------------|---------------|
| <i>Metriocnemus</i>  | 1            | 1             |
| <i>Habrotrocha</i>   | 10           | 2             |
| <i>Sarraceniopus</i> | 100          | 4             |
| <i>Wyeomyia</i>      | 1000         | 8             |
| <i>Fletcherimyia</i> | 10000        | 16            |

*Sp. angustifolium* (C.E.O. Jensen ex Russow) C.E.O. Jensen, *Sp. magellanicum* Brid., and *Sp. rubellum* Wilson (Ellison and Gotelli, 2016). The dominant vascular plants growing on the bog mat were shrubs in the Ericaceae: *Chamaedaphne calyculata* (L.) Moench (leatherleaf), *Kalmia polifolia* Wangenheim (bog laurel), *K. angustifolia* L. (sheep laurel), *Rhododendron viscosum* (L.) Torrey (swamp rhododendron) and *Vaccinium macrocarpon* Aiton (cranberry); scattered *Picea mariana* (Miller) Britton (Pinaceae; black spruce) grow across the bog. The site has a large population (1000s of plants) of *S. purpurea* (Ne'eman *et al.*, 2006; Ellison and Gotelli, 2016). Total nitrogen deposition ( $\text{NO}_3 + \text{NH}_4$ ) at the National Atmospheric Deposition Program (NADP) Quabbin Reservoir monitoring station in the same watershed (MA08: 42.3925°N, -72.3444°W) ranged from 1.25–1.60 mg/L during the years of this study (2001–2004), and has averaged 1.19 (range: 0.58–2.12) mg/L since measurements began in 1982 (NADP, 2020). Phosphorus deposition is not monitored by NADP or other agencies in the U.S., but P deposition may have significant effects in P-limited ecosystems or alter stoichiometric ratios in otherwise N-limited ones (Mahowald *et al.*, 2008; Tipping *et al.*, 2014). Although *S. purpurea* is stoichiometrically N- or N+P-limited (Ellison, 2006), field experiments have suggested that *S. purpurea* preferentially takes up P from supplemental prey (Wakefield *et al.*, 2005).

#### FOOD-WEB SATURATION: DEFINITION OF THE RESPONSE VARIABLE

In all the experiments described below, *food-web saturation* was our response variable. We defined food-web saturation as follows: each macrobial taxon (rotifer, mite, midge, mosquito, sarcophagid fly) in the food web was assigned a binary value representing its presence (Table 1; Fig. 1); we assumed all food webs had protozoa and bacteria. The saturation of the food web in a pitcher was defined as the sum of the equivalent decimal values of each macrobial taxon present. There are 32 possible food webs that can be assembled from these five taxa; the decimal value for each food web ranges from 0 (no macrobial taxon present) to 31 (all macrobial taxa present), with increasing numbers indicating more saturated food webs. Food webs with higher saturation values had both more trophic levels present and more trophic links present (Fig. 1), but the food-web saturation index does not reflect any particular trophic relationship. Further, the index can be easily extended, if any other taxa (*e.g.*, microbes) were to be included.

#### EXPERIMENT 1 – IMPACTS OF N AND P ON FOOD-WEB SATURATION

The first experiment investigated the effects of inorganic N and P (as would be accumulated in the phytotelmata by atmospheric deposition) on food-web saturation in situ.

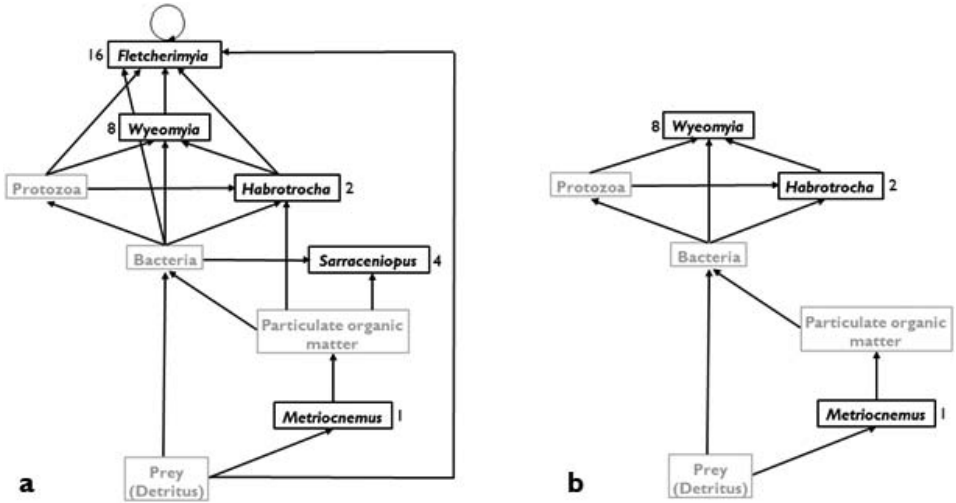


FIG. 1.—Complete, fully saturated inquiline food web of *Sarracenia purpurea* (a); modified from Baiser *et al.*, 2013) and an example of incomplete, unsaturated one (b). Black type indicates the macrobes we studied here; grey type the microbes and detritus that we did not quantify. Values adjacent to each of the microbial taxa are those used to compute food-web saturation (see Table 1). Prey, bacteria, protozoa, and particulate organic matter were assumed to occur in all sampled food webs, and each of the possible combinations of macrobes gives a unique saturation value. In these two examples, the saturation value of the complete web (a) = 31, whereas that of the food web lacking *Fletcheririmyia* and *Sarraceniopus* (b) = 11

We used a factorial response-surface design (Cottingham *et al.*, 2005) in a “pulse” experiment (*sensu* Bender *et al.*, 1984) in which five levels each of  $\text{NH}_4\text{NO}_3$  (4.687, 9.375, 18.75, 37.5, and 75.0 mM) and  $\text{PO}_4$  (0.625, 1.25, 2.5, 5.0, and 10.0 mM) and controls (distilled, deionized water:  $\text{dH}_2\text{O}$ ) were added biweekly to each pitcher of 130 nonflowering plants that were randomly assigned to one of five groups of 26 plants. The levels of N used bracketed the observed deposition of N measured by NADP in the years before the study, whereas the levels of P were chosen to span the N:P ratios previously used by Ellison and Gotelli (2002) in other nutrient addition experiments with *S. purpurea* without any evidence of nutrient toxicity (*sensu* Camargo *et al.*, 2005).

Plants were located at least 10 m (linear distance) from the lagg surrounding the bog, separated from one another by at least 50 cm, and atop the *Sphagnum* mat, but not under shrubs or trees. Each plant within a group was randomly assigned a nutrient treatment (one of the 25 possible N  $\times$  P combinations or the  $\text{dH}_2\text{O}$  control). On 4 June 2001, 20 ml of nutrient solution was added once to each open pitcher on each plant. Plants were monitored every 3 d for new pitcher production, and nutrient solutions were added (again, only once) to each new pitcher 2–3 d after it had opened and fully hardened. Every 3 wk (25 June, 16 July, 6 August, 27 August, and 17 September), a complete set of 26 plants was harvested. At each harvest pitcher fluid was pipetted into sterile tubes (one tube/leaf), the leaves further rinsed to ensure that all rotifers and mites were collected, and the presence or absence of each member of the food web was determined.

We ran a parallel “press” experiment (*sensu* Bender *et al.*, 1984) in which we haphazardly located 26 nonflowering plants and randomly assigned each of them to one of the same 26 nutrient treatments as in the pulse experiment. Two to 3 d after each pitcher had opened

and hardened, 20 ml of nutrient solution was added to it, and the 20 ml level was marked on the side of the pitcher with indelible ink. Every 2 wk the food web was pipetted out of each pitcher and into a petri dish; the volume of the fluid was recorded. Presence of each macrobe was determined in the field, and all were returned to the pitcher. Rotifers and protozoa were counted in the lab in 1 ml subsamples taken at the same time; total counts of rotifers and protozoa were extrapolated to the full volume by simple multiplication. After field counts of invertebrates, the pitcher fluid was poured back into the pitcher and additional nutrient solution was added to maintain the fluid level at 20 ml. This experiment ran from 4 June–17 September 2001.

#### EXPERIMENT 2 – INTERACTIONS BETWEEN THE PLANT, NUTRIENTS, AND PREDATION ON FOOD-WEB STRUCTURE

The second experiment investigated how changes in food-web saturation resulted from interactions between bottom-up effects of nutrient addition, top-down effects of predation, and effects of the plant itself. We used a four-level factorial/response-surface experiment with 212 nonflowering plants located at least 10 m (linear distance) from the lagg surrounding the bog, separated from one another by at least 50 cm, and atop the *Sphagnum* mat but not under shrubs or trees. As in Experiment 1, plants were assigned randomly to unique combinations of treatments that included physically isolating the inquiline food web within the phytotelmata.

The first treatment (factor) assessed the influence of the plant itself on the food web and had three levels. Pitcher interiors were: [1] fitted with intact polyethylene tubes (2.2-cm diameter) (inquilines and their fluid isolated from effects of pitchers;  $n = 64$  plants, 1 pitcher/plant); [2] fitted with perforated (ten 6.35 mm diameter drilled holes) polyethylene tubes (polyethylene tube control;  $n = 64$  plants); or [3] left without polyethylene tubes (unmanipulated control;  $n = 64$  plants).

The second treatment (ordinal factor used in the response surface) examined the effects of N deposition. One of eight different concentrations of inorganic nitrogen ( $\text{NH}_4\text{NO}_3$ : 0, 1.56, 3.1, 6.25, 12.5, 25, 50, or 100 mg N/L) was added to a randomly selected plant; there were  $n = 8$  replicates of each N concentration in each set of 64 tube/tube-control/no tube treatments. Because we assumed a constant uptake of  $\text{NH}_4\text{NO}_3$  by pitcher tissue in control and tube-control pitchers, and volatilization and uptake by bacteria in all pitchers, we replaced fluid and nutrients with the appropriate  $\text{NH}_4\text{NO}_3$  solution every 2 wk.

The third treatment (factor) examined effects of prey availability (organic nutrients). Supplemental prey (10 lab-raised fruit flies/wk) were added to one-half of each inorganic N  $\times$  tube combination.

Finally, because of the importance of *Fletcherimyia* at multiple points in this food web (Błędzki and Ellison, 1998; Butler *et al.*, 2008; Baiser *et al.*, 2013), the fourth treatment (factor) assessed the influence of this top predator on the development of the pitcher-plant food web in the context of bottom-up effects of prey and inorganic N addition and habitat effects of the pitcher itself. Second instar *Fletcherimyia* larvae were either removed from pitchers (one-half of each N  $\times$  tube  $\times$  fruit-fly treatment combination) or added to pitchers (one-half of each N  $\times$  tube  $\times$  fruit-fly treatment combination).

In total this factorial/response-surface design resulted in  $N = 2$  plants in each tube  $\times$  N  $\times$  fruit-fly  $\times$  *Fletcherimyia* treatment combination. We also haphazardly chose 20 additional plants growing nearby in the bog as unmanipulated controls. One treated plant from each treatment combination (96 pitchers) and half the unmanipulated controls were harvested after 4 wk and the remainder after 8 wk. Food-web saturation in this experiment was

computed based on all inquilines present including *Fletcherimyia*, except in the *Fletcherimyia* addition treatments (to avoid simply documenting the addition in our calculation).

#### STATISTICAL ANALYSIS AND DATA AVAILABILITY

Data were analyzed using standard linear regression, analysis of variance, or analysis of covariance using functions for generalized linear models (glm) in the base and stats packages of the R statistical software system, version 3.6.3 (R Core Team, 2020). All data from this experiment are available from the Harvard Forest Data Archive, dataset HF193 (<https://harvardforest.fas.harvard.edu/exist/apps/datasets/showData.html?id=hf193>) and the Environmental Data Initiative (<https://dx.doi.org/doi:10.6073/pasta/3bd2c920cf431442d34227f3f5fc7c2a>).

Experiment 1 (pulse and press experiments) were analyzed using a linear regression model (*i.e.*, linear in the regression parameters) with which we fit a polynomial surface of food-web saturation as function of N and P concentrations and their interaction. Experiment 2 (four treatment factorial/response-surface design) was analyzed using a glm with main effects of the tubes (three levels), supplemental prey (two levels), *Fletcherimyia* addition (two levels), inorganic N addition (eight ordered levels treated as a continuous variable in the model), and all of their two- or three-way interactions. Because initial analyses revealed no significant interaction effects among the three discrete factors ( $P > 0.20$  all cases), we report only the results of the main effects and the interactions with the inorganic N additions. Throughout, *F* statistics and associated *P* values are based on Type III sums of squares.

## RESULTS

### EXPERIMENT 1

In the pulse experiment, which established the baseline response of the inquiline food web to bottom-up control by inorganic nutrient additions, food-web saturation peaked at intermediate levels of N added ( $F_{1,227} = 10.7$ ,  $P < 0.01$ ), was significantly higher in pitchers produced earlier in the season ( $F_{1,227} = 5.0$ ,  $P = 0.03$ ), and in leaves harvested in mid-summer ( $F_{1,227} = 4.4$ ,  $P = 0.04$ ) (Fig. 2). Although the amount of P added did not alter food web saturation ( $F_{1,227} = 0.7$ ,  $P = 0.42$ ), there was a significant  $N \times P$  interaction ( $F_{1,227} = 4.4$ ,  $P = 0.04$ ).

Food-web saturation in the coincident press experiment also peaked at intermediate levels of N added ( $F_{1,292} = 3.7$ ,  $P = 0.05$ ) and was highest in mid-summer ( $F_{1,292} = 26.9$ ,  $P < 0.01$ ) in those pitchers that were produced earliest in the season ( $F_{1,292} = 4.1$ ,  $P = 0.04$ ) (Fig. 2). As in the pulse experiment, the amount of P added did not alter food web saturation ( $F_{1,292} = 0.4$ ,  $P = 0.54$ ), but in contrast to the results of the pulse experiment, there was no significant  $N \times P$  interaction in the press experiment ( $F_{1,292} = 0.3$ ,  $P = 0.58$ ). We did not observe any pitcher mortality from the higher levels of N additions.

### EXPERIMENT 2

Inquilines colonized all the plants, but *Wyeomyia* was observed somewhat less frequently in pitchers with intact tubes than in pitchers with perforated tubes or no tubes at all ( $\chi^2_{[2]} = 28.5$ ,  $P < 0.01$ ; Table 2). Similarly, *Fletcherimyia* colonized only two pitchers with intact tubes and the added *Fletcherimyia* survived in only one pitcher with an intact tube ( $\chi^2_{[1]} = 20.6$ ,  $P < 0.01$ ; Table 2). Occurrences of the other macrobial inquilines were unrelated to tube

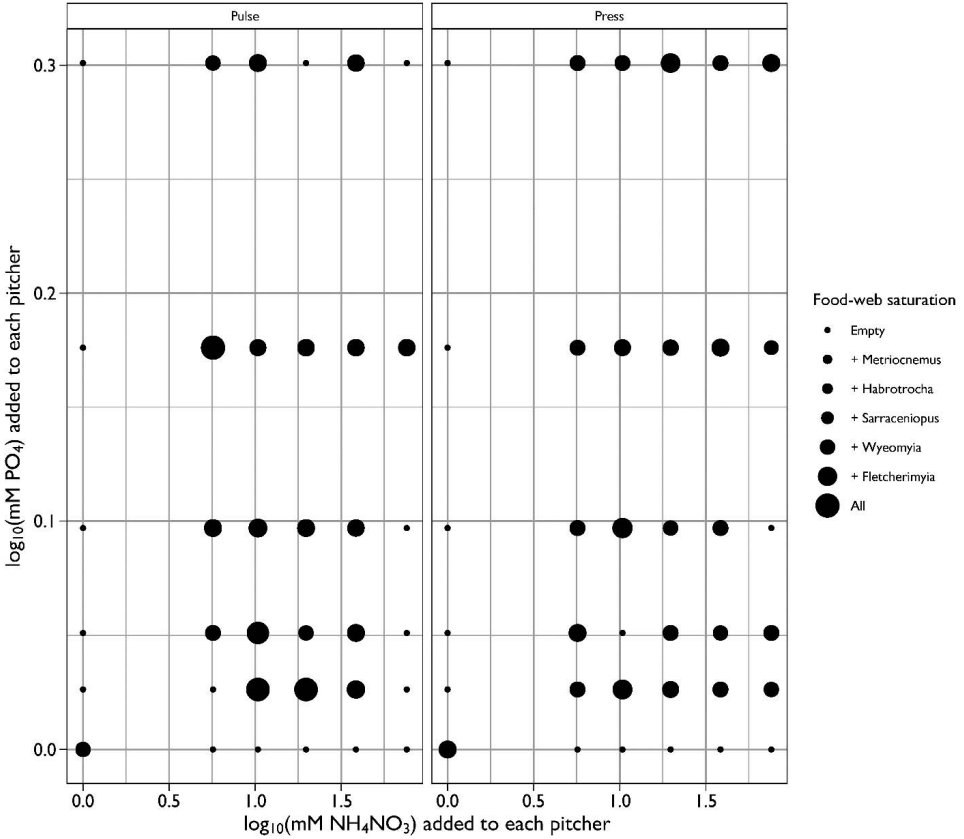


FIG. 2.—Response surface of food-web saturation (defined in Table 1) in pitchers fed one of 25 combinations of nitrogen (N) and phosphorus (P) or distilled water once, 3 d after the pitcher opened (the “pulse” experiment; left panel); or 3 d after the pitcher opened and every 2 wk thereafter (the “press” experiment; right panel). This figure illustrates data from the first leaf of the season (fed on or beginning the week of 4 June 2001) at the mid-summer harvest (6 August 2001 for the pulse experiment, 23 July 2001 for the press experiment), when saturation was highest

treatment or *Fletcherimyia* addition (respectively  $\chi^2_{[2]} = 3.4$ ,  $P = 0.18$  and  $\chi^2_{[1]} = 0.03$ ,  $P = 0.87$ ; Table 2).

Connections with the plant increased food-web saturation: food webs in pitchers without tubes or with perforated tubes were significantly more saturated than food webs in pitchers with intact tubes (Fig. 3, right panel;  $F_{2,173} = 8.4$ ,  $P < 0.01$ ). Removal of *Fletcherimyia* from plants led to an increase in food web saturation (Fig. 3, left panel;  $F_{1,173} = 13.2$ ,  $P < 0.01$ ), as this predator consumes both rotifers and *Wyeomyia* larvae. Neither additions of prey nor inorganic nitrogen ( $\text{NH}_4\text{NO}_3\text{-N}$ ) alone altered food-web saturation ( $F_{1,173} = 0.8$ ,  $P = 0.37$ ;  $F_{1,173} = 0.0$ ,  $P = 0.88$ , respectively). However, there was a nutrient  $\times$  *Fletcherimyia* interaction ( $F_{1,182} = 4.9$ ,  $P = 0.03$ ): in the presence of *Fletcherimyia*, increasing  $\text{NH}_4\text{NO}_3$  led to decreased saturation of the food web. In contrast in the absence of *Fletcherimyia*, increasing  $\text{NH}_4\text{NO}_3$



TABLE 2.—Inquilines collected from 64 pitchers in the four-level full factorial experiment in which food webs were isolated from the plant with polyethylene tubes, inorganic and organic nutrients were added to assess bottom-up effects, and the top predator *Fletcherimyia fletcheri* was added to assess top-down effects. This table illustrates the effects on inquiline occurrence of the two factors—the polyethylene tubes and the addition of the top predator—that had significant effects on food-web saturation (Fig. 3). Values in each cell are the number of pitchers in which each inquiline was collected, pooled over inorganic and organic nutrient addition treatments and both harvests. The maximum possible number of occurrences for any given inquiline in a Tube  $\times$  *Fletcherimyia* treatment combination is 32. Because cell entries within each column are occurrences summed over each Tube  $\times$  *Fletcherimyia* treatment combination, all entries within a single row do not imply co-occurrences. Occurrences of the other microbial inquilines within a tube treatment were unrelated to the addition of *Fletcherimyia*

| Tube treatment | <i>Fletcherimyia</i> treatment | Number of pitchers in which inquiline occurred |                    |                      |                 |                      |
|----------------|--------------------------------|--|--------------------|----------------------|-----------------|----------------------|
|                |                                | <i>Metricnemus</i>                             | <i>Habrotrocha</i> | <i>Sarraceniopus</i> | <i>Wyeomyia</i> | <i>Fletcherimyia</i> |
| Intact         | Added                          | 27   | 6                  | 15                   | 13              | 1                    |
|                | Not added                      | 26   | 8                  | 11                   | 20              | 2                    |
| Perforated     | Added                          | 31   | 7                  | 8                    | 28              | 13                   |
|                | Not added                      | 29   | 6                  | 12                   | 28              | 10                   |
| None           | Added                          | 24   | 2                  | 11                   | 28              | 14                   |
|                | Not added                      | 28   | 1                  | 6                    | 24              | 6                    |

led to increased saturation of the food web. None of the other two-way, three-way, or four-way interaction terms was significant ( $P > 0.18$ , all cases).

## DISCUSSION

Plant productivity, expressed as new biomass eaten by herbivores or shed litter decomposed by detritivores, exerts bottom-up control of most food webs (McCann, 2012; Wokovich *et al.*, 2014; Zou *et al.*, 2016). As phytotelmata (Maguire, 1971), plants produce habitat for aquatic food webs (Kitching, 2000, 2001; Ellison *et al.*, 2003; Srivastava *et al.*, 2004), but other effects of phytotelmata on food webs have been studied only rarely (Bradshaw and Creelman, 1984; Joel and Gepstein, 1985; Clarke and Kitching, 1995; Thornham *et al.*, 2011; Bazile *et al.*, 2012). The experiments described here illustrate that the phytotelmata of northern pitcher plants are not simply inert containers in which complex aquatic food webs assemble and thrive. Rather, the plant itself interacts with, and determines the strength of, the bottom-up and top-down controls of the food web.

Unlike pitchers in other species of *Sarracenia* that are covered by a reflexed hood, pitchers of *S. purpurea* are open to the sky and accumulate water from precipitation. This has two consequences. First, as pitchers accumulate water, they create the habitat for the inquiline food web. Second, any nutrients that accompany precipitation can enter the food web through bacterial mineralization and immobilization.

Independent of addition of inorganic nutrients, supplemental prey, or presence of top predators, the plant itself had a net positive effect on inquiline food-web saturation. Food webs in containers isolated from the plant were 10–20% less saturated than food webs in perforated tubes or unmanipulated controls of comparable size. This result agrees with previous observations of, and experiments with, *S. purpurea* and its inquilines, in which the plant oxygenated the pitcher fluid, maintaining homeostatic conditions for the inquiline

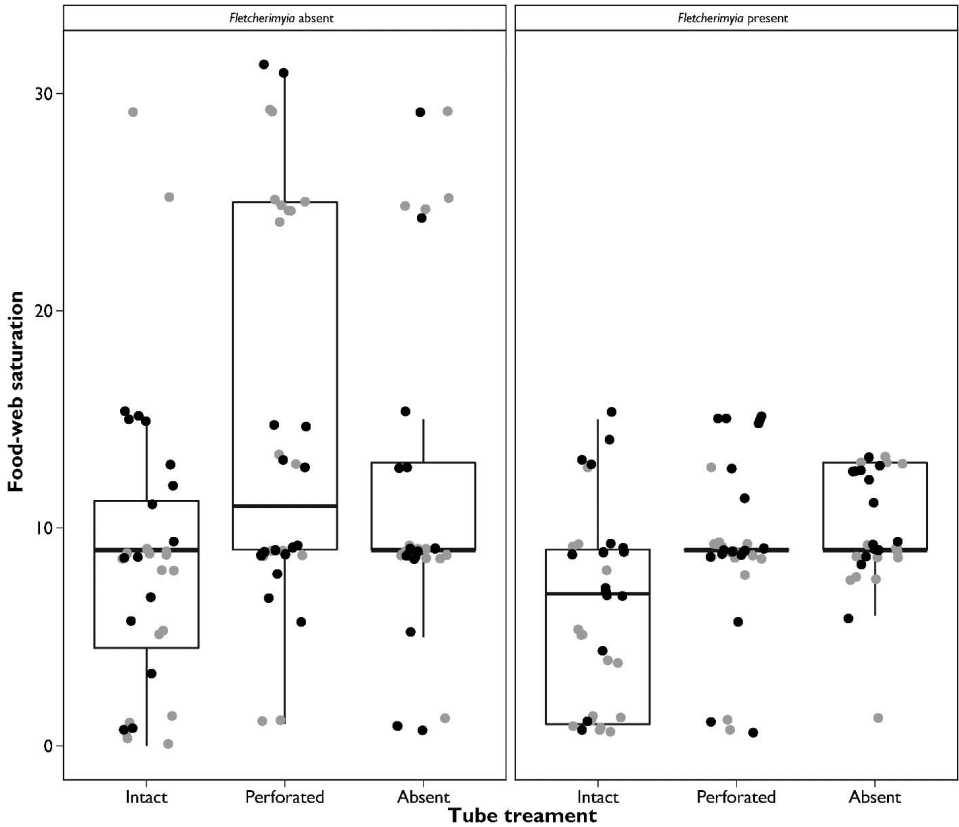


FIG. 3.—Effects of tube treatment manipulation of the top predator on food-web saturation in the *Sarracenia purpurea* macrobial food webs in the four-level tube  $\times$  inorganic nitrogen  $\times$  fruit-fly  $\times$  *Fletcherimyia* manipulation. Data are pooled among nutrient and addition treatments, for which the main effects were not statistically significant (see main text for ANCOVA results). In each panel the effects of the three levels of the inserted tubes (intact, perforated, absent) are ordered along the  $x$ -axis; the two different panels illustrate effects of the tube treatment without (left) or with (right) *Fletcherimyia* present in the pitcher. Box-and-whisker plots illustrate median (dark horizontal line), upper and lower quartiles (top and bottom of the box), and upper and lower hinges (length of vertical whiskers =  $1.5 \times$  interquartile range). Individual points represent data from each pitcher harvested in mid-summer (grey points) or at the end of the growing season (black points).

food web and preventing a switch to anaerobic conditions (Bradshaw and Creelman, 1984; Joel and Gepstein, 1985; Sirota *et al.*, 2013).

Further addition of inorganic N, as is occurring through atmospheric deposition, increased food-web saturation at intermediate levels, but saturation declined as N addition was increased further (Fig. 2). We hypothesize this result may reflect bottom-up effects of N on microbial productivity (Moorhead and Sinsabaugh, 2006), shifts in how *S. purpurea* uses different forms of N (Karagatzides *et al.*, 2009), or interactions between the plant and the bacteria that mineralize nitrogen for it (Butler *et al.*, 2008; Mouquet *et al.*, 2008). These studies, and others with excess prey addition show shifts in the macrobial food web or bacterial functional groups (*see* Northrop *et al.*, 2021 for the latter), but no evidence of

nutrient toxicity (*sensu* Camargo *et al.*, 2005). Furthermore, N addition alters pitcher morphology, reducing pitcher size (volume) while increasing the area of its photosynthetic keel (Ellison and Gotelli, 2002; Bott *et al.*, 2008). Although smaller pitchers have less complex food webs (Gotelli and Ellison, 2006), this effect was not observed or measured here given we worked only with pitchers that were already fully opened, and not newly developed pitchers that would have expressed these morphological differences after nutrients were added (Butler and Ellison, 2007).

Top-down effects of predation in the inquiline food web of *S. purpurea* have been described repeatedly (*e.g.*, Addicott, 1974; Kneitel and Miller, 2002; Hoekman, 2007, 2011; Peterson *et al.*, 2008), but in our experiments, these effects were manifest only when the food web was isolated from the plant. Food webs in tubes rarely had predators (*Wyeomyia* or *Fletcherimyia*), as these Diptera would not oviposit in intact tubes and food webs without the predator *Fletcherimyia* were more saturated (up to the level below *Fletcherimyia*) than food webs with this predator. The interactions we observed between top-down effects of *Fletcherimyia* and bottom-up effects of inorganic N additions are mirrored by modelled trade-offs in overall system nitrogen mineralization as modulated by interactions between plants and mineralizing bacteria and between plants and higher trophic levels (Mouquet *et al.*, 2008; Ellison and Gotelli, 2021). Finally, the potential importance of digestive enzymes in mediating any of these produced by the plant remains unknown. When digestive enzymes are produced during pitcher development and at what concentrations remain open questions (*e.g.*, Gallie and Chang, 1977; Luciano and Newell, 2017). However, our results do illustrate that the pitcher itself does more than simply maintain a habitat for symbionts (*cf.* Luciano and Newell, 2017).

Overall, the results presented here together with those from other studies on pitcher-plant food webs illustrate that top-down and bottom-up effects on food-web structure are dependent on the habitat context in which they occur. Anthropogenic processes, such as fossil-fuel combustion leading to atmospheric deposition of inorganic nutrients, can alter habitat structure and shift control of food web structure from strictly bottom-up control to a mixture of top-down and bottom-up controls. These consequences are especially evident in habitats that themselves are living structures that respond to the same anthropogenic processes at similar time scales. Plants that create phytotelmata, such as *S. purpurea*, are more than inert containers and their inhabitants are more than commensal inquilines. Rather, both the plant and the inquilines are partners in complex networks of interactions. Our work and that of others illustrate clearly that the microecosystem created by *S. purpurea* can provide a model experimental system for exploring such interactions (Ellison and Gotelli, 2021).

*Acknowledgments.*—We thank Clarisse Hart, Callan Ordoyne, and Ali Rosenberg for significant assistance with the fieldwork, and two reviewers for excellent comments on an early version of the ms. This research was supported by NSF grants DEB 98-05722, 98-08504, 02-35128, and 02-34710 to AME, and permitted by the Massachusetts Department of Hatcheries.

#### LITERATURE CITED

- ADDICOTT, J. F. 1974. Predation and prey community structure: an experimental study of the effect of mosquito larvae on the protozoan communities of pitcher plants. *Ecology*, **55**:475–492.
- ARBER, A. 1941. On the morphology of the pitcher-leaves in *Heliamphora*, *Sarracenia*, *Darlingtonia*, *Cephalotus*, and *Nepenthes*. *Ann. Bot.*, **5**:563–578.
- BAISER, B., R. ARDESHIRI, AND A. M. ELLISON. 2011. Species richness and trophic diversity increase decomposition in a co-evolved food web. *PLoS ONE*, **6**:e20672.

- , H. L. BUCKLEY, N. J. GOTELLI, AND A. M. ELLISON. 2013. Predicting food-web structure with metacommunity models. *Oikos*, **122**:492–506.
- BAZILE, V., J. A. MORAN, G. LE MOGUEDEC, D. J. MARSHALL, AND L. GAUME. 2012. A carnivorous plant fed by its ant symbiont: a unique multi-faceted nutritional mutualism. *PLoS ONE*, **7**:e36179.
- BENDER, E. A., T. J. CASE, AND M. E. GILPIN. 1984. Perturbation experiments in community ecology: theory and practice. *Ecology*, **65**:1–13.
- BŁĘDZKI, L. A. AND A. M. ELLISON. 1998. Population growth and production of *Habrotrocha rosa* Donner (Rotifera: Bdelloidea) and its contribution to the nutrient supply of its host, the northern pitcher plant, *Sarracenia purpurea* L. (Sarraceniaceae). *Hydrobiologia*, **385**:193–200.
- AND ———. 2002. Nutrient regeneration by rotifers in new England (USA) bogs. *Verh. Int. Ver. Limnol.*, **28**:1328–1331.
- AND ———. 2003. Diversity of rotifers from Northeastern USA bogs with new species records for North America and New England. *Hydrobiologia*, **497**:53–62.
- , J. L. BUBIER, A. M. ELLISON, AND T. R. MOORE. 2018. Ecology of rotifers and their unappreciated source of nitrogen and phosphorus in temperate northeastern American bogs. *Fundam. Appl. Limnol.*, **191**:277–287.
- BOTT, T., G. A. MEYER, AND E. B. YOUNG. 2008. Nutrient limitation and morphological plasticity of the carnivorous pitcher plant *Sarracenia purpurea* in contrasting wetland environments. *New Phytol.*, **180**:631–641.
- BOYNTON, P., C. N. PETERSON, AND A. PRINGLE. 2019. Superior dispersal ability can lead to persistent ecological dominance throughout succession. *Appl. Env. Microbiol.*, **85**:e02421–18.
- BRADSHAW, W. E. AND R. A. CREELMAN. 1984. Mutualism between the carnivorous purple pitcher plant *Sarracenia purpurea* and its inhabitants. *Am. Midl. Nat.*, **112**:294–304.
- BUTLER, J. L. AND A. M. ELLISON. 2007. Nitrogen cycling dynamics in the carnivorous northern pitcher plant, *Sarracenia purpurea*. *Func. Ecol.*, **21**:835–843.
- , N. J. GOTELLI, AND A. M. ELLISON. 2008. Linking the brown and green: nutrient transformation and fate in the *Sarracenia* microecosystem. *Ecology*, **89**:898–904.
- CANTER, E. J., C. CUELLAR-GEMPELER, A. I. PASTORE, T. E. MILLER, AND O. U. MASON. 2018. Predator identity more than predator richness structures aquatic microbial assemblages in *Sarracenia purpurea* leaves. *Ecology*, **99**:652–660.
- CAMARGO, J. A., A. ALONSO, AND A. SALAMANCA. 2005. Nitrate toxicity to aquatic animals: a review with new data for freshwater invertebrates. *Chemosphere*, **58**:1255–1267.
- CARPENTER, S. R., J. J. COLE, J. R. HODGSON, J. F. KITCHELL, M. L. PACE, D. BADE, K. L. COTTINGHAM, T. E. ESSINGTON, J. N. HOUSER, AND D. D. SCHINDLER. 2001. Trophic cascades, nutrients, and lake productivity: whole-lake experiments. *Ecol. Mono.*, **71**:163–186.
- CEBRIAN, J. AND J. LARTIGUE. 2004. Patterns of herbivory and decomposition in aquatic and terrestrial ecosystems. *Ecol. Mono.*, **74**:237–259.
- CLARKE, C. M. AND R. L. KITCHING. 1995. Swimming ants and pitcher plants: a unique ant-plant interaction from Borneo. *J. Trop. Ecol.*, **11**:589–602.
- COCHRAN-STAFIRA, D. L. AND C. N. VON ENDE. 1998. Integrating bacteria into food webs: studies with *Sarracenia purpurea* inquilines. *Ecology*, **79**:880–898.
- COTTINGHAM, K. L., J. T. LENNON, AND B. L. BROWN. 2005. Knowing when to draw the line: designing more informative ecological experiments. *Front. Ecol. Env.*, **3**:145–152.
- ELLISON, A. M. 2006. Nutrient limitation and stoichiometry of carnivorous plants. *Plant Biol.*, **8**:740–747.
- AND N. J. GOTELLI. 2002. Nitrogen availability alters the expression of carnivory in the northern pitcher plant *Sarracenia purpurea*. *Proc. Nat. Acad. Sci.*, **99**:4409–4412.
- AND ———. 2009. Energetics and the evolution of carnivorous plants – Darwin’s “most wonderful plants in the world.” *J. Exp. Bot.*, **60**:19–42.
- AND ———. 2016. Moths, ants and pitcher plants in bogs at Harvard Forest and Belchertown MA 2007–2013. Harvard Forest Data Archive: HF159. [dx.doi.org/10.6073/pasta/37ee70bbf38b3f955dc555c63188](https://dx.doi.org/10.6073/pasta/37ee70bbf38b3f955dc555c63188) [date of access: 12 January 2020].

- AND ———. 2021. *Scaling in Ecology with a Model System*. Princeton, NJ, USA: Princeton University Press.
- , J. S. BREWER, L. COCHRAN-STAFIRA, J. KNEITEL, T. E. MILLER, A. S. WORLEY, AND R. ZAMORA. 2003. The evolutionary ecology of carnivorous plants. *Adv. Ecol. Res.*, **33**:1–74.
- FISH, D. AND D. W. HALL. 1978. Succession and stratification of aquatic insects inhabiting the leaves of the insectivorous pitcher plant *Sarracenia purpurea*. *Am. Midl. Nat.*, **99**:172–183.
- GALLIE, D. R. AND S. -C. CHANG. 1997. Signal transduction in the carnivorous plant *Sarracenia purpurea*. *Plant Physiol.*, **115**:1461–1471.
- GOTELLI, N. J. AND A. M. ELLISON. 2006. Food-web models predict species abundance in response to habitat change. *PLoS Bio.*, **44**:e324.
- HEARD, S. B. 1994. Pitcher-plant midges and mosquitoes: a processing chain commensalism. *Ecology*, **75**:1647–1660.
- HOEKMAN, D. 2007. Top-down and bottom-up regulation in a detritus-based aquatic food web: a repeated field experiment using the pitcher plant (*Sarracenia purpurea*) inquiline community. *Am. Midl. Nat.*, **157**:52–62.
- . 2011. Relative importance of top-down and bottom-up forces in food webs of *Sarracenia* pitcher communities at a northern and a southern site. *Oecologia (Berl.)*, **165**:1073–1082.
- HUTCHINSON, M. C., B. B. MORA, S. PILOSOFF, A. K. BARNER, S. KÉFI, E. THÉBAULT, P. JORDANO, AND D. B. STOUFFER. 2019. Seeing the forest for the trees: putting multilayer networks to work for community ecology. *Func. Ecol.*, **33**:206–217.
- JOEL, D. M. AND S. GEPSTEIN. 1985. Chloroplasts in the epidermis of *Sarracenia* (the American pitcher plant) and their possible role in carnivory – an immunocytochemical approach. *Physiol. Plant.*, **63**:71–75.
- KARAGATZIDES, J. D., J. L. BUTLER, AND A. M. ELLISON. 2009. The pitcher plant *Sarracenia purpurea* can directly acquire organic nitrogen and short-circuit the inorganic nitrogen cycle. *PLoS ONE*, **4**:e6164.
- KEARSLEY, J. 1999. *Non-forested acidic peatlands of Massachusetts: a statewide inventory and vegetation classification*. Westborough, MA, USA: Massachusetts Natural Heritage and Endangered Species Program.
- KITCHING, R. L. 2000. *Food webs and container habitats: the natural history and ecology of phytotelmata*. Cambridge University Press. 429 p.
- . 2001. Food webs in phytotelmata: “bottom-up” and “top-down” explanations for community structure. *Ann. Rev. Entomol.*, **46**:729–760.
- KNEITEL, J. M. AND T. E. MILLER. 2002. Resource and top-predator regulation in the pitcher plant (*Sarracenia purpurea*) inquiline community. *Ecology*, **83**:680–688.
- KRIEGER, J. R. AND P. S. KOURTEV. 2012. Detection of methanogenic archaea in the pitchers of the northern pitcher plant (*Sarracenia purpurea*). *Can. J. Microbiol.*, **58**:189–194.
- LAYMAN, C. A., S. T. GIERY, S. BUHLER, R. ROSSI, T. PENLAND, M. N. HENSON, A. K. BOGDANOFF, M. V. COVE, A. D. IRIZARRY, C. M. SCHALK, AND S. K. ARCHER. 2015. A primer on the history of food web ecology: fundamental contributions of fourteen researchers. *Food Webs*, **4**:14–24.
- LUCIANO, C. S. AND S. J. NEWELL. 2017. Effects of prey, pitcher age, and microbes on acid phosphatase activity in fluid from pitchers of *Sarracenia purpurea* (Sarraceniaceae). *PLoS ONE*, **12**:e0181252.
- MAGUIRE, B. J. 1971. Phytotelmata: biota and community structure in plant held waters. *Ann. Rev. Ecol. Syst.*, **2**:439–464.
- MAHOWALD, N., T. D. JICKELLS, A. R. BAKER, P. ARTAXO, C. R. BENITEZ-NELSON, G. BERGAMETTI, T. C. BOND, Y. CHEN, D. D. COHEN, B. HERUT, N. KUBILAY, R. LOSNO, C. LUO, W. MAENHAUT, K. A. MCGEE, G. S. OKIN, R. L. SIEFERT, AND S. TSUKUDA. 2008. Global distribution of atmospheric phosphorus sources, concentrations and deposition rates, and anthropogenic impacts. *Glob. Biogeochem. Cycles*, **22**:GB4026.
- MCCANN, K. S. 2012. *Food webs*. Princeton University Press. 256 p.
- MELlichamp, T. L. AND F. W. CASE. 2009. *Sarracenia*. p. 350–363. *In*: Flora of North America Editorial Committee (ed.). Flora of North America north of Mexico volume 8. Oxford University Press.

- MILLER, T. E. AND C. P. TERHORST. 2012. Testing successional hypotheses of stability, heterogeneity, and diversity in pitcher-plant inquiline communities. *Oecologia*, **170**:243–251.
- , L. HORTH, AND R.H. REEVES. 2002. Trophic interactions in the phytotelmata communities of the pitcher plant, *Sarracenia purpurea*. *Comm. Ecol.*, **3**:109–116.
- MOORHEAD, D. L. AND R. L. SINSABAUGH. 2006. A theoretical model of litter decay and microbial interaction. *Ecol. Mono.*, **76**:151–174.
- MOUQUET, N., T. DAUFRESNE, S. M. GRAY, AND T. E. MILLER. 2008. Modelling the relationship between a pitcher plant (*Sarracenia purpurea*) and its phytotelma community: mutualism or parasitism? *Func. Ecol.*, **22**:728–737.
- NATIONAL ATMOSPHERIC DEPOSITION PROGRAM (NRSP-3). 2020. NADP Program Office, Wisconsin State Laboratory of Hygiene, Madison, Wisconsin. [nadp.slh.wisc.edu/NADP/](http://nadp.slh.wisc.edu/NADP/) [date of access: 11 January 2020].
- NE'EMAN, G., R. NE'EMAN, AND A. M. ELLISON. 2006. Limits to reproductive success of *Sarracenia purpurea* (Sarraceniaceae). *Am. J. Bot.*, **93**:1660–1666.
- NORTHROP, A. C., R. K. BROOKS, A. M. ELLISON, N. J. GOTELLI, AND B. A. BALLIF. 2017. Environmental proteomics reveals taxonomic and functional changes in an enriched aquatic ecosystem. *Ecosphere*, **8**:e01954.
- , V. AVALONE, A. M. ELLISON, B. A. BALLIF, AND N. J. GOTELLI. 2021. Clockwise and counterclockwise hysteresis characterize changes in the same aquatic ecosystem. *Ecol. Lett.*, **24**:94–101.
- OED ONLINE. 2019. “inquiline, n. (and adj.)”. Oxford, UK: Oxford University Press. [www.oed.com/view/Entry/96507](http://www.oed.com/view/Entry/96507) [date of access: 14 January 2020].
- PAISE, T. K., T. E. MILLER, AND O. U. MASON. 2014. Effects of a ciliate protozoa predator on microbial communities in pitcher plant *Sarracenia purpurea* leaves. *PLoS ONE*, **9**:e113384.
- PETERSON, C. N., S. DAY, B. E. WOLFE, A. M. ELLISON, R. KOLTER, AND A. PRINGLE. 2008. A keystone predator controls bacterial diversity in the pitcher plant (*Sarracenia purpurea*) microecosystem. *Env. Microbiol.*, **10**:2257–2266.
- PILOSOFF, S., M. A. PORTER, M. PASCUAL, AND S. KÉFI. 2017. The multilayer nature of ecological networks. *Nature Ecol. Evol.*, **1**:0101.
- PIMM, S. 1982. Food webs. Chapman and Hall. 258 p.
- PIOVIA-SCOTT, J., L. H. YANG, AND A. N. WRIGHT. 2017. Temporal variation in trophic cascades. *Ann. Rev. Ecol., Evol., Syst.*, **48**:281–300.
- POISOT, T., E. CANARD, D. MOUILLOT, N. MOUQUET, AND D. GRAVEL. 2012. The dissimilarity of species interaction networks. *Ecol. Lett.*, **15**:1353–1361.
- POLIS, G. A. 1994. Food webs, trophic cascades and community structure. *Aust. J. Ecol.*, **19**:121–136.
- PRINGLE, R. M. AND M. C. HUTCHINSON. 2020. Resolving food-web structure. *Ann. Rev. Ecol., Evol., Syst.*, **51**:55–80.
- R CORE TEAM. 2020. R: A Language and Environment for Statistical Computing. R Foundation for Statistical Computing, Vienna. <https://www.R-project.org>.
- SCHIAFFINO, M. R., N. DIOVISALVI, D. MARFETÁN MOLINA, P. FERMANI, C. LI PUMA, L. LAGOMARSINO, M. V. QUIROGA, AND G. L. PÉREZ. 2019. Microbial food-web components in two hypertrophic human-impacted Pampean shallow lakes: interactive effects of environmental, hydrological, and temporal drivers. *Hydrobiologia*, **830**:255–276.
- SHREVE, F. 1906. The development and anatomy of *Sarracenia purpurea*. *The Botanical Gazette (Old Series)*, **42**:107–126.
- SIROTA, J., B. BAISER, N. J. GOTELLI, AND A. M. ELLISON. 2013. Organic-matter loading determines regime shifts and alternative states in an aquatic ecosystem. *Proc. Nat. Acad. Sci.*, **110**:7742–7747.
- SRIVASTAVA, D. S., J. KOLASA, J. BENGTTSSON, A. GONZALEZ, S. P. LAWLER, T. E. MILLER, P. MUNGUÍA, T. ROMANUK, D. C. SCHNEIDER, AND M. K. TRZCINSKI. 2004. Are natural microcosms useful model systems for ecology? *Trends Ecol. Evol.*, **19**:379–384.
- THORNHAM, D. G., J. M. SMITH, T. U. GRAFE, AND W. FEDERLE. 2012. Setting the trap: cleaning behaviour of *Camponotus schmitzi* ants increases long-term capture efficiency of their pitcher plant host, *Nepenthes bicalcarata*. *Func. Ecol.*, **26**:11–19.

- TIPPING, E., S. BENHAM, J. F. BOYLE, P. CROW, J. DAVIES, U. FISCHER, H. GUYATT, R. HELLJWELL, L. JACKSON-BLAKE, A. J. LAWLOR, D. T. MONTEITH, E. C. ROWE, AND H. TOBERMAN. 2014. Atmospheric deposition of phosphorus to land and freshwater. *Environ Sci.: Process. Impacts*, **16**:1608–1617.
- WAKEFIELD, A. E., N. J. GOTELLI, S. E. WITTMAN, AND A. M. ELLISON. 2005. The effect of prey addition on nutrient stoichiometry, nutrient limitation, and morphology of the carnivorous plant *Sarracenia purpurea* (Sarraceniaceae). *Ecology*, **86**:1737–1743.
- WALLACE, R. L., T. W. SNELL, C. RICCI, AND T. NOGRADY. 2006. Rotifera. Volume 1: Biology, ecology and systematics, 2<sup>nd</sup> edition. Backhuys Publishers, 299 p.
- WOLKOVICH, E. M., S. ALLESINA, K. L. COTTINGHAM, J. C. MOORE, S. A. SANDIN, AND C. DE MAZANCOURT. 2014. Linking the green and brown worlds: the prevalence and effect of multichannel feeding in food webs. *Ecol. Lett.*, **95**:3376–3386.
- ZHANG, S., S. R. CHALUVADI, AND J. L. BENNETZEN. 2020a. Draft genome sequence of a *Enterobacter* sp. C6, found in the pitcher fluids of *Sarracenia rosea*. *Microbiol. Res. Announce.*, **9**:e01214–19.
- , ———, AND ———. 2020b. Draft genome sequence of a *Serratia marcescens* strain isolated from the pitcher fluids of a *Sarracenia* pitcher plant. *Microbiol. Res. Announce.*, **9**:e01216–19.
- ZOU, K., E. THÉBAULT, G. LACROIX, AND S. BAROT. 2016. Interactions between the green and brown food web determine ecosystem functioning. *Func. Ecol.*, **30**:1454–1465.

SUBMITTED 5 MAY 2020

ACCEPTED 9 APRIL 2021

Copyright of American Midland Naturalist is the property of University of Notre Dame / American Midland Naturalist and its content may not be copied or emailed to multiple sites or posted to a listserv without the copyright holder's express written permission. However, users may print, download, or email articles for individual use.